



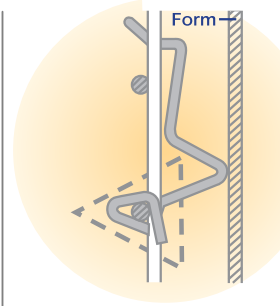
Spaces reinforcement in pipe, manholes, and other products

The SpeedKlip II is used to position reinforcing cages and mesh in concrete pipe, manholes, and other precast products. The SpeedKlip II quickly attaches to the reinforcement with a simple twist lock and spaces the reinforcement from the form surface to the desired concrete cover.

Fits all spacings and gauges

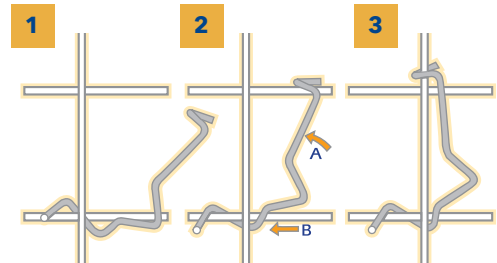
The SpeedKlip II's unique circumferential wire to longitudinal wire locking principle allows just one size of SpeedKlip II to fit all mesh spacings...2", 3", 4", 6", even spiral cages and the SpeedKlip II automatically adjusts to different wire diameters for a tight secure fit. With the SpeedKlip II, there's no need to inventory spacers for different mesh spacings and wire gauges.

1. Place the SpeedKlip II in firm contact with the cage at the intersection of the circumferential wire and the longitudinal wire. The spacing "V" points toward the form surface.
2. Pivot lever (A) and slide against longitudinal wire (B) The SpeedKlip II will now be firmly gripping circumferential wire.
3. Lock lever to the longitudinal wire. SpeedKlip II is now firmly locked into position.



Delta grip automatically adjusts to fit a wide range of wire sizes. The SpeedKlip II can be installed horizontally or vertically, and can space the reinforcement from either the core or jacket surfaces.

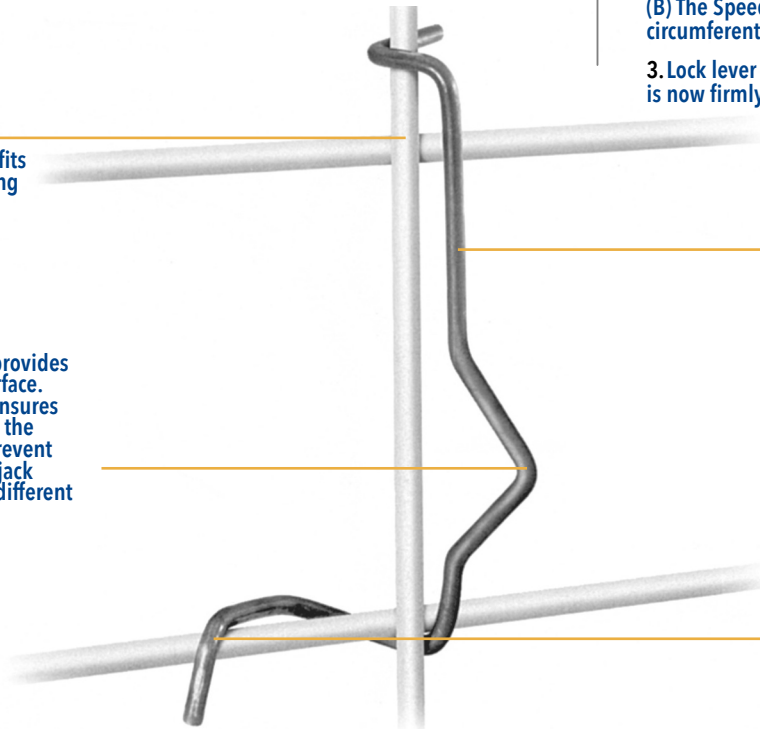
Simple Installation



1. Place the SpeedKlip II in firm contact with the cage at the intersection of the circumferential wire and the longitudinal wire. The spacing "V" points toward the form surface.
2. Pivot lever (A) and slide against longitudinal wire (B) The SpeedKlip II will now be firmly gripping circumferential wire.
3. Lock lever to the longitudinal wire. SpeedKlip II is now firmly locked into position.

Longitudinal wire to circumferential wire lock fits any wire spacing, including spiral cages.

"V-shaped" spacing jack provides accurate spacing from surface. Smooth, rounded shape insures a smooth contact point at the form surface and helps prevent jacket scratches. Spacing jack lengths are available for different covers.



High strength spring steel plus long locking lever gives a counter force bracing principle to assure positive lock-on...virtually impossible to dislodge.

Delta shape, plus spring steel provides spacing jack with a "roll-with-the-punch" feature - absorbs the shock when accidentally struck by form equipment and springs back into spacing position.

