



2024

RETAIL PRODUCT CATALOG



 Part of the Afinitas Family.

## CONTACT US

22076 State Hwy 4  
PO Box 389  
Sleepy Eye, MN 56085

## PHONE

507-794-5821

## FAX

507-794-5823

## ONLINE

[www.haala.com](http://www.haala.com)

## SOCIAL MEDIA



## WE OFFER ONLINE ORDERING!

Visit our website at [www.haala.com](http://www.haala.com) to setup an account and place your order today!

Prices Subject to Change

**2D & 3D CNC WIRE & REBAR FORMING & LIFT DEVICES 24-4 - 24-9**

Lifting Cables  
Pocket Formers & Mag Plates  
Lift Plates  
Lift Hole Supports  
Lift Bars

**REBAR MATS 24-10 - 24-24**

HS-20 Load Rated Cover Mats  
Cover Mats  
Base Mats GR 60  
Intake Cover Mats  
Curb Inlet Mats  
Misc. Mats & Accessories

**WIRE CONE CAGES 24-25 - 24-31**

Eccentric  
Centered  
Flared End - Round  
Flared End - Span & Elliptical

**PIPE TIES - TIE RODS | CONNECTING PINS ANCHOR BOLTS 24-32 - 24-39**

Iowa Double Eye Style  
Adjustable Pipe Ties  
Washington County  
Polk County  
Hide-Away  
Special Order  
Heavy Duty Coupler  
Extra Strong  
Connecting Pins-Median Barrier

**TRASH GUARDS 24-40 - 24-50**

CMP STEEL PIPE & PLATE TRASH GUARDS  
Bullnose Trash Guards  
Plate Style Trash Guards  
Round Aprons - Standard  
Round Aprons - Heavy  
Span/Arch Aprons - Standard  
Span/Arch Aprons - Heavy  
Elliptical  
Illinois Trash Guards  
Del DOT Trash Guards  
Del DOT Pipe Guards

**GRATES & GUARDS 24-51 - 24-69**

Bell End Grates  
Outlet Screens  
Barrel Pipe Grates  
Flared End Vehicle Safety Grates  
Safety Apron Grates CMP  
Safety Grate Royal  
Rodent Grates  
Safety Grates 4:1 & 6:1 Slope  
Rebar Guards for Beveled Pipe  
Cone Grate Trashracks Side Mount  
Cone Grate Trashracks Top Mount  
Raised Cone Grates  
Greta Grates  
Pond Skimmer Grates - Round Manholes  
Side Flow Grates  
Manhole Grates  
Top Grates  
Pond Skimmer Grates - Box Culverts  
Beaver Buster Grates  
Box Culvert Grates

**CON-SPAN PLATES & HARDWARE 24-70**

**FISH BARRIER SCREENS & GRATES 24-71  
DESIGNED FOR DUCKS UNLIMITED & DNR  
PROJECTS**

**PHOTO GALLERY 24-72 - 24-73**

**3/8" 1x7 Extra High Strength A475 Galvanized.**

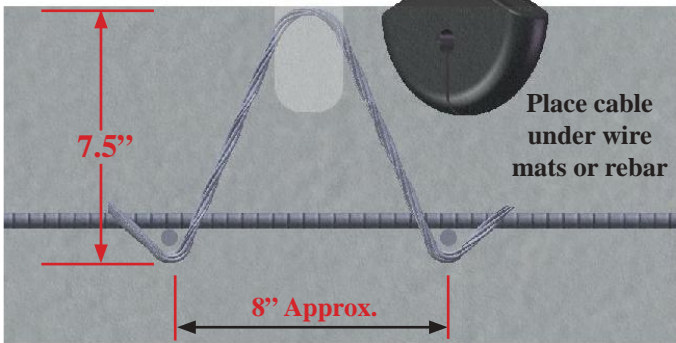
Certified to have minimum break strength of 15,400 lbs. Mill Certs included.

**To maintain 4:1 Safety Factor DO NOT LIFT OVER 3,850 lbs. per Cable**

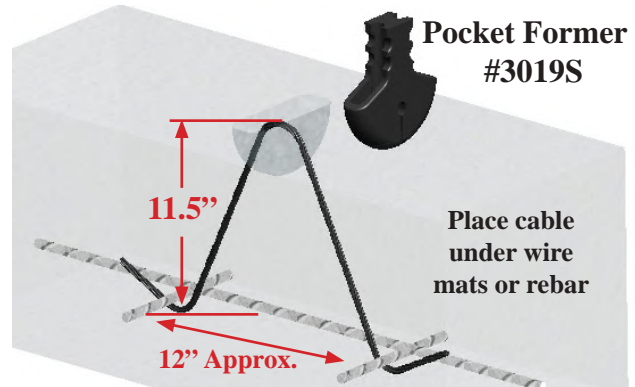
*Safe working load is based on 4:1 safety factor on the minimum breaking strength of steel.*

*Factors to consider are depth of anchor, placement under rebar mats, concrete compressive strength and adequate curing.*

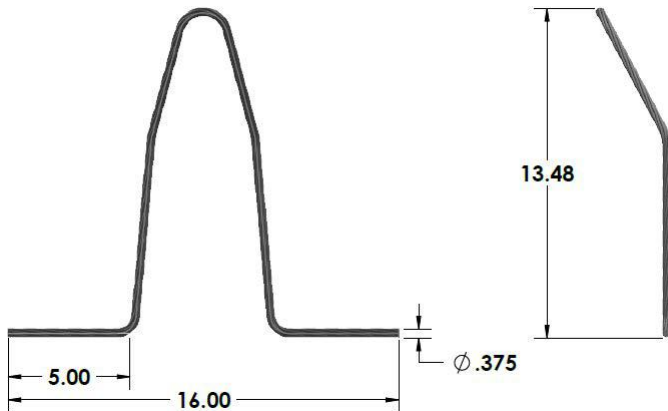
**Pocket Former #3019S**



**3/8"x25" Lift Cable - Part # 3825**



**3/8"x36" Lift Cable - Part # 3836**

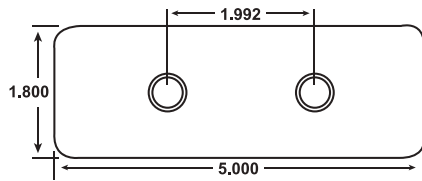
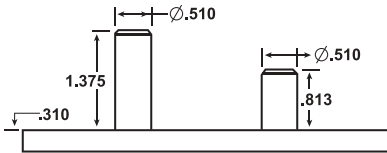
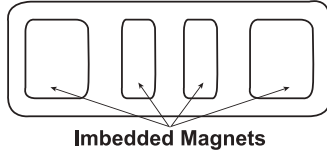
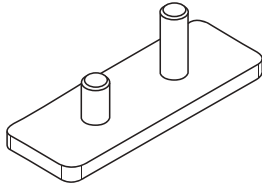


**Lift Cable - Part # 3838**

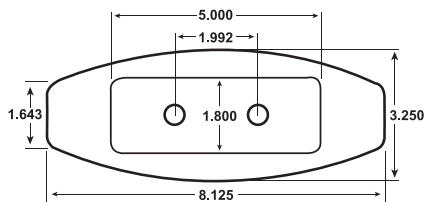
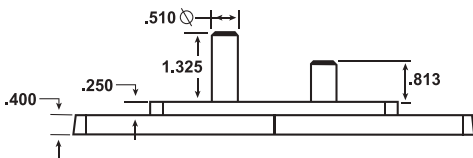
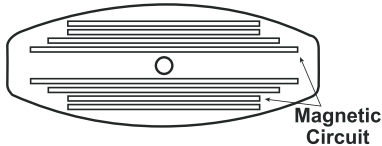
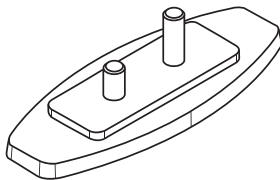
Part #	Description	Qty / Box	Shipping Wt.	Price Less than Box Qty	Price Box Qty.
3825	3/8"x25" V EHS Cable-Galv.	2,000	1180#		
3836	3/8"x36" V EHS Cable-Galv.	2,000	1740#		
3838	3/8"x38" V EHS Cable (STP CB Lifter)-Galv.	2,000	1760#		
3019S	1-1/2"x6"x2-1/2" Pocket Former	1+	2#		

Prices Subject to Change

## Insert Mag Plate Part # IMP-ZMP

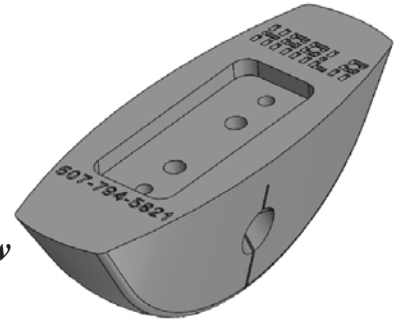


## Profile Mag Plate Part # PMP-ZMP

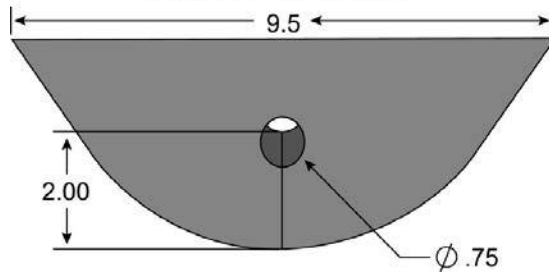


## Pocket Formers

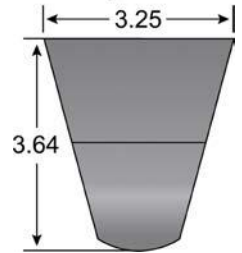
Universal  
Profile View



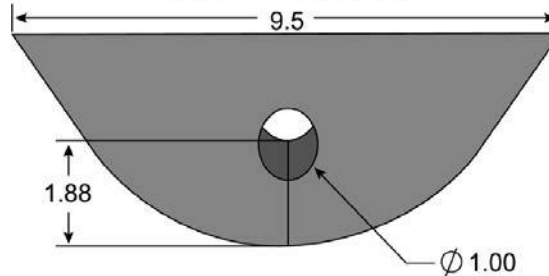
### Part # PF957510 For 3/4" Lift Bars



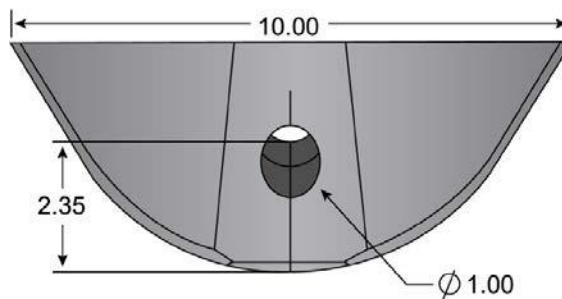
Side View  
of 9.5"



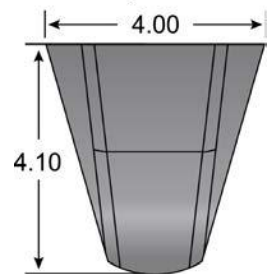
### Part # PF951010 For 1" Lift Bars



### Part # PF101010 For 1" Lift Bars



Side View  
of 10"



Part #	Description	Price
IMP-ZMP	Insert Mag Plate for 9-1/2" Pocket Former	
PMP-ZMP	Profile Mag Plate for 9-1/2" Pocket Former	
PF957510	9-1/2" Pocket Former - 3/4" Lift Bar, 1" Radius	
PF951010	9-1/2" Pocket Former - 1" Lift Bar, 1" Radius	
PF101010	10" Pocket Former - 1" Lift Bar, 1" Radius	

Prices Subject to Change

## LIFT PLATES

DOMESTIC PRODUCT

	<b>3/8"x7-1/2" Lift Plate</b>		
	<b>SWL of the plate: 5,000 lbs.</b>		
	<b>Part #</b>	<b>Qty</b>	<b>Price</b>
	3803 <i>Plain</i>	100+	
<i>10 Pieces per Bundle Add 10% for less than qty listed.</i>			

**Note: Please consider the breaking strength of the bolt and concrete when using this plate. During testing the bolt broke before the plate.  
Lift Plates can be made to your specifications.**

## LIFT HOLE SUPPORTS DOMESTIC PRODUCT

	<b>D6x9"x1.5"</b>		
	<b>Part #</b>	<b>Qty</b>	<b>Price</b>
	LHSD6915	3,000+	
	<i>3,000 Pieces per Box. Add 10% for less than box qty.</i>		

Wire is .276" negative deformed wire. Lift hole support bar to be used with 1.25" lift pockets.

## LIFT BARS DOMESTIC PRODUCT

	<b>.252"x36" Lift Bar</b>		
	<b>SWL: 2,800 lbs.</b>		
	<b>Part #</b>	<b>Qty</b>	<b>Price</b>
	LB2536P <i>Plain</i>	500+	
<i>500 Pieces per Box. Add 10% for less than box qty.</i>			

Prices Subject to Change



Safe working load is based on 4:1 safety factor on the minimum breaking strength of steel. Factors to consider are depth of anchor, placement under rebar mats, concrete compressive strength and adequate curing.

# LIFT BARS

DOMESTIC PRODUCT



	<b>3/8"x3-1/2" Lift Bar</b>		
	<b>SWL: 2,800 lbs.</b>		
	<b>3/8"x3-1/2" Lift Bar</b>		
	<b>SWL: 2,800 lbs.</b>		
	<b>3/8"x5-1/2" Lift Bar</b>		
	<b>SWL: 2,800 lbs.</b>		
	<b>3/8"x6-1/2" Lift Bar</b>		
	<b>SWL: 2,800 lbs.</b>		
	<b>3/8"x7-1/4" Lift Bar</b>		
	<b>SWL: 3,000 lbs.</b>		
	<b>Part #</b>	<b>Qty</b>	<b>Price</b>
	LB3835P <i>Plain</i>	1,500+	
<i>1,500 Pieces per Box. Add 10% for less than box qty.</i>			
	LB3835NLG <i>Galvanized</i>	2,000+	
<i>2,000 Pieces per Box. Add 10% for less than box qty.</i>			
	LB3855G <i>Galvanized</i>	1,500+	
<i>1,500 Pieces per Box. Add 10% for less than box qty.</i>			
	LB3865P	1,500+	
	LB3865G	1,500+	
<i>1,500 Pieces per Box. Add 10% for less than box qty.</i>			
	LB3819P <i>Plain</i>	2,000+	
	LB3819G <i>Galvanized</i>	2,000+	
<i>2,000 Pieces per Box. Add 10% for less than box qty.</i>			

Prices Subject to Change

# LIFT BARS

DOMESTIC PRODUCT

Safe working load is based on 4:1 safety factor on the minimum breaking strength of steel. Factors to consider are depth of anchor, placement under rebar mats, concrete compressive strength and adequate curing.

	<b>1/2''x3-1/2'' Lift Bar</b>		
	<b>SWL: 5,000 lbs.</b>		
	<b>Part #</b>	<b>Qty</b>	<b>Price</b>
	<b>LB1235P</b> <i>Plain</i>	<b>1,500+</b>	
<i>1,500 Pieces per Box. Add 10% for less than box qty.</i>			
	<b>1/2''x5-1/2'' Lift Bar</b>		
	<b>SWL: 5,000 lbs.</b>		
	<b>Part #</b>	<b>Qty</b>	<b>Price</b>
	<b>LB125P</b> <i>Plain</i>	<b>2,000+</b>	
<i>2,000 Pieces per Box. Add 10% for less than box qty.</i>			

	<b>5/8''x5'' Lift Bar</b>		
	<b>SWL: 8,500 lbs.</b>		
	<b>Part #</b>	<b>Qty</b>	<b>Price</b>
	<b>LB585P</b> <i>Plain</i>	<b>2,000+</b>	
<i>2,000 Pieces per Box. Add 10% for less than box qty.</i>			
	<b>5/8''x7-1/2'' Lift Bar</b>		
	<b>SWL: 8,500 lbs.</b>		
	<b>Part #</b>	<b>Qty</b>	<b>Price</b>
	<b>LB587P</b> <i>Plain</i>	<b>2,000+</b>	
<i>2,000 Pieces per Box Add 10% for less than box qty.</i>			

Prices Subject to Change







Safe working load is based on 4:1 safety factor on the minimum breaking strength of steel. Factors to consider are depth of anchor, placement under rebar mats, concrete compressive strength and adequate curing.

# LIFT BARS

DOMESTIC PRODUCT



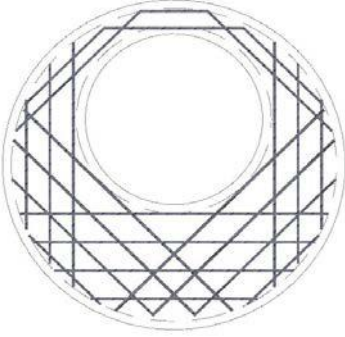
 <p style="text-align: center;"><i>Lift Bar shown with Pocket Former PF957510.</i></p>	<table border="1"> <thead> <tr> <th colspan="3" style="background-color: #f4a460;">3/4" x 7" Lift Bar</th> </tr> <tr> <td colspan="3" style="text-align: center;">SWL: 12,000 lbs.</td> </tr> <tr> <th>Part #</th> <th>Qty</th> <th>Price</th> </tr> </thead> <tbody> <tr> <td>LB3470P <i>Plain</i></td> <td>500+</td> <td></td> </tr> <tr> <td colspan="3" style="text-align: center;"><i>Add 10% for less than qty listed.</i></td> </tr> </tbody> </table>	3/4" x 7" Lift Bar			SWL: 12,000 lbs.			Part #	Qty	Price	LB3470P <i>Plain</i>	500+		<i>Add 10% for less than qty listed.</i>		
3/4" x 7" Lift Bar																
SWL: 12,000 lbs.																
Part #	Qty	Price														
LB3470P <i>Plain</i>	500+															
<i>Add 10% for less than qty listed.</i>																
 <p style="text-align: center;"><i>Lift Bar shown with Pocket Former PF957510.</i></p>	<table border="1"> <thead> <tr> <th colspan="3" style="background-color: #f4a460;">3/4" x 9" Lift Bar</th> </tr> <tr> <td colspan="3" style="text-align: center;">SWL: 12,000 lbs.</td> </tr> <tr> <th>Part #</th> <th>Qty</th> <th>Price</th> </tr> </thead> <tbody> <tr> <td>CP118P <i>Plain</i></td> <td>500+</td> <td></td> </tr> <tr> <td colspan="3" style="text-align: center;"><i>Add 10% for less than qty listed.</i></td> </tr> </tbody> </table>	3/4" x 9" Lift Bar			SWL: 12,000 lbs.			Part #	Qty	Price	CP118P <i>Plain</i>	500+		<i>Add 10% for less than qty listed.</i>		
3/4" x 9" Lift Bar																
SWL: 12,000 lbs.																
Part #	Qty	Price														
CP118P <i>Plain</i>	500+															
<i>Add 10% for less than qty listed.</i>																
 <p style="text-align: center;"><i>Lift Bar shown with Pocket Former PF957510.</i></p>	<table border="1"> <thead> <tr> <th colspan="3" style="background-color: #f4a460;">3/4" x 11" Lift Bar</th> </tr> <tr> <td colspan="3" style="text-align: center;">SWL: 12,000 lbs.</td> </tr> <tr> <th>Part #</th> <th>Qty</th> <th>Price</th> </tr> </thead> <tbody> <tr> <td>LB3411P <i>Plain</i></td> <td>500+</td> <td></td> </tr> <tr> <td colspan="3" style="text-align: center;"><i>Add 10% for less than qty listed.</i></td> </tr> </tbody> </table>	3/4" x 11" Lift Bar			SWL: 12,000 lbs.			Part #	Qty	Price	LB3411P <i>Plain</i>	500+		<i>Add 10% for less than qty listed.</i>		
3/4" x 11" Lift Bar																
SWL: 12,000 lbs.																
Part #	Qty	Price														
LB3411P <i>Plain</i>	500+															
<i>Add 10% for less than qty listed.</i>																
 <p style="text-align: center;"><i>Lift Bar shown with Pocket Former PF957510.</i></p>	<table border="1"> <thead> <tr> <th colspan="3" style="background-color: #f4a460;">3/4" x 12" Lift Bar</th> </tr> <tr> <td colspan="3" style="text-align: center;">SWL: 12,000 lbs.</td> </tr> <tr> <th>Part #</th> <th>Qty</th> <th>Price</th> </tr> </thead> <tbody> <tr> <td>LB3412P <i>Plain</i></td> <td>500+</td> <td></td> </tr> <tr> <td colspan="3" style="text-align: center;"><i>Add 10% for less than qty listed.</i></td> </tr> </tbody> </table>	3/4" x 12" Lift Bar			SWL: 12,000 lbs.			Part #	Qty	Price	LB3412P <i>Plain</i>	500+		<i>Add 10% for less than qty listed.</i>		
3/4" x 12" Lift Bar																
SWL: 12,000 lbs.																
Part #	Qty	Price														
LB3412P <i>Plain</i>	500+															
<i>Add 10% for less than qty listed.</i>																

***Custom Lift Bars Available - Please Send Requirements***

Prices Subject to Change

# HS-20 LOAD RATED COVER MATS

DOMESTIC PRODUCT



Part #	Description	Rebar OD	Slab OD	Rebar Size	C/C	Pcs. Pallet	Price
M36X24C	36"x24"C	37	39	4	6	50	
M42X26C	42"x26" C (HS-20)	47	51	4	6	30	
M42X26E	42"x26" E (HS-20)	47	51	4	5	30	
AM4824	48"x24" E Americast	54	58	4	5	50	
AM4824CW	48"x24" E Mat (CW)	54	58	4	5	50	
M48X27C	48"x27" C Mat	54	58	4	6	40	
M48X27E2A	48"x27" E Mat (HS-20)	50	53	4	6	30	
RM48X28ENE	48"x28" E Mat	54	58	4	6	40	
AM4830	48"x30" E Americast	54	58	4	5	50	
10030CW	60"x27" C Mat	68	71	4	12	20	
10030IA	60"x27" C (IA)	68	72	5	6	20	
10031CW	60"x27" E Mat	69	72	4	T-12/B-6	20	
10031IA	60"x27" E (IA)	68	72	5	6	20	
10050IA2A	72"x27" C Mat Type 2A	83	86	4	6	20	
10051IA2A	72"x27" E Mat Type 2A	83	86	4	6	20	
10052IA2A	72"x2'x3' C Mat Type 2A	83	86	4	6	20	
10070IA	84"x27" C Mat Type 2A	97	100	4 & 5	T-8/B-6	10	
10071IA	84"x27" E Mat Type 2A	97	100	4 & 5	T-8/B-6	10	
10090IA	96"x27" C Mat Type 2A	111	114	4 & 5	T-8/B-6	10	
10091IA2A	96"x27" E Mat Type 2A	111	114	4 & 5	6	10	

Prices Subject to Change

Part #	Description	Rebar OD	Slab OD	Rebar Size	C/C	Pcs. Pallet	Price
M36X2X2CIL	36"x2'x2' C Mat (IL)	42	44	4	6	25	
M36X24EILR	36"x24" E Mat (IL)	41	44	4	6	100	
M36X26EIL46	36"x26" E (IL DOT)	46	48	4	6	100	
M42X2X3CIL	42"x2'x3' C (IL) Mat	49	51	4	6	40	
M42482412	42"x48"x24"x12"	37x43	42x48	4	21	100	
10005	44"x27" C Mat	42	44	5	N/A	30	
M48-1	RDSA Mat	42	45	5	40.13	100	
M4824EPC	48" Flat Slab - 24" Access	55	58	4	10	100	
M48X21X21GDOT	48"x21"x21" G DOT	54	58	5	5	50	
M48X21X21C	48"x21"x21" C	55	58	4	12	100	
M48SQ2626HV	48" Sq. x26"x26" Mat	55	58	4	4	20	
M48X2X3CIL	48"x2'x3' C IL Mat	56	58	4	6	100	
10012	48"x2'x3' C Mat	55	58	5	6	30	
10013	48"x2'x3' E Mat	55	58	5	6	30	
M48X2X3CND	48"x2'x3' C	55	58	4	6	100	
M48X2X3END	48"x2'x3' E	55	58	4	6	100	
M48X24EILR61	48"x24" E (IL) Ext.	61	63	5	6	50	
M48X24ELP	48"x24" E (LINPRE)	54	58	4	8	50	
AM4824CI	48"x24" E Mat (CI)	54	58	4	5	50	
M48X24CMI	48"x24" C (MI) Mat	55	58	4	12	50	
M4824HAL	48"x24" C Mat (HAL)	46	49	4	4	50	
1322330	48"x24" C Mat (Topeka)	54	58	6	4	20	
1322310	48"x24" E Mat (Topeka)	54	58	5	6	25	
M48X24C	48"x24" C	55	58	4	6	100	
M48X24EAP	48"x24" E	55	58	4	12	100	
M48X24EUPDOT	48"x24" E (UP-DOT)	54	58	5	6	30	
M48X24EAC	48"x24" E Aircraft Mat	52	58	6	3	25	
M48X24E	48"x24" E Mat	54	58	4 & 5	3	50	
10017-24	48"x24" E Mat	55	58	5	6	30	
M4824HV	48"x24" E Mat	54	58	4	8	50	
M48X24CPP	48"x24" E Mat (CP&P)	54	58	5	6	50	
M4824HM	48"x24" E Mat (HM)	54	58	4	6	30	
M48X24EILR	48"x24" E Mat (IL)	55	58	5	3	50	
M48X24EMI	48"x24" EMI Mat	50	54	4	11	50	
M48X24X24C	48"x24"x24" C Mat	54	58	5	5	50	
M48X24X24	48"x24"x24" E IA Mat	55	58	5	6	30	

Prices Subject to Change

## REBAR MATS

COVER MATS: A706 GR 60 DOMESTIC WELDABLE REBAR

Part #	Description	Rebar OD	Slab OD	Rebar Size	C/C	Pcs. Pallet	Price
M48X24X24CMM	48"x24"x24" E (CM)	55	58	4	10	50	
M48X24X24HAL	48"x24"x24" C Mat	55	58	4&5	6	50	
M48X2X3HAL	48"x24"x36" C Mat	55	58	4 & 5	6	50	
M48X24X36E	48"x24"x36" E Mat	54	58	5	4	50	
M48X26EIL	48"x26" E IL Mat	56	58	4	6	100	
M48X26	48"x26" E Mat	55	58	5	8	50	
M482626HV	48"x26"x26" Mat	55	58	4	10	50	
10010	48"x27" C Mat	55	58	5	6	30	
M4827HAL	48"x27" C Mat (HAL)	46	49	4	4	50	
M48X27EUPDOT	48"x27" E (UP-DOT)	54	58	5	6	30	
10017	48"x27" E Mat	55	58	5	6	30	
M48X27EMP	48"x27" E Mat (MP)	55	58	4	6	50	
M48X27EUP	48"x27" E Mat UP	54	58	4	5	50	
M48X27EMI	48"x27" EMI Mat	54	58	4	11	50	
M48X27END	48"x27" E	55	58	4	6	40	
M4828HMS	48"x28" E HMS Mat	55	58	4 & 5	5	50	
M48X28X34CTNDOT	48"x28"x34" C (TN) DOT	54	58	5	4.5	30	
M482828	48"x28"x28" C Mat	55	58	5	10	50	
M482834	48"x28"x34" C Mat	55	58	5	3	50	
M48X30C	48"x30" C	55	58	4	6	50	
1001-30	48"x30" C Mat	55	58	5	6	30	
M48X30EAC	48"x30" E AC Mat	54	58	6	3	25	
M4830HV	48"x30" E Mat	54	58	4	5	50	
10014-R	48"x30" E Mat	55	58	5	5	30	
M4830HM	48"x30" E Mat (HM)	54	58	4	6	25	
M48X30NP	48"x30" E Mat (Nance)	54	58	4	7	50	
M48X30X30HAL	48"x30"x30" C Mat	55	58	4 & 5	6	50	
M48X30X30CMM	48"x30"x30" E (CM)	55	58	4	10	50	
M48X30CSC	48"x30" C (SC)	55	58	4 & 5	6	50	
M48X30ESC	48"x30" E (SC)	55	58	4	8.25	50	
M48X36X24	48"x36"x24" E	55	58	4	8	50	
M483630C	48"x36"x30"	55	58	4 & 5	6	50	
M483636CTN	48"x36"x36" C (TN)	55	58	5	8	50	
10014-R-36NC	48"x36" E	55	58	5	3	30	

Prices Subject to Change

## COVER MATS: A706 GR 60 DOMESTIC WELDABLE REBAR

Part #	Description	Rebar OD	Slab OD	Rebar Size	C/C	Pcs. Pallet	Price
M483630HAL	48"x36"x30" (HAL)	55	58	4 & 5	6	50	
M484827	4.8'x4.8'x27" C Mat	55	58	6	5.5	15	
M484830	4.8'x4.8'x30" Mat	55	58	5 & 6	4.75	15	
10190	5.3'x5.3' C Mat	61	64	6	6	20	
M54X27C	54"x27" C Mat	50	54	4 & 5	12	100	
10020	54"x27" C Mat	62	65	5	8	30	
10021	54"x27" E Mat	62	65	5	8	30	
10022	54"x2'x3' C Mat	62	65	5	8	30	
10023	54"x2'x3' E Mat	62	65	5	8	30	
RM54X28ENE	54"x28" ENE Mat	62	65	4 & 5	6	40	
10021-30	54"x30" E Mat	62	65	5	8	30	
40400	56"x26.5"	53	56	6	2	20	
40450	56"x56"x26"x14"	57	60	5	5	50	
40410	56"x56"x26.5"	53	56	6	2	20	
M56X56X27C	56"x56"x27" C	56x56	60x60	4	10.4	100	
M57XPOCL	56"x64"	56x64	59x67	4	Varies	50	
ACP23048	59"x25" E Mat	56	59	4 & 5	12	60	
M6024EPC	60" Flat Slab - 24" Access	69	72	4	10	100	
M60X24CMM	60"x24" E (COUMAX)	68	72	4	11	50	
M60X24ELP	60"x24" E (Lindsay Precast)	68	72	4	9	50	
M60X24X24CMM	60"x24"x24" E (CM)	69	72	4	10	50	
10032	60"x2'x3' C Mat	69	72	4 & 5	T-10/B-7	15	
10033	60"x2'x3' E Mat	69	72	4 & 5	T-10/B-7	15	
10033TOP	60"x2'x3' E Top Mat	69	72	4	10	15	
10348	60"x2'x3' E Mat Rotated	69	72	4 & 5	T-10/B-9.38	15	
M60X2X3CIL	60"x2'x3' C Mat (IL)	68	72	4	6	50	
10348BOT	60"x2'x3' C Bottom	69	72	5	10	15	
10348TOP	60"x2'x3' C Top	69	72	4	10	15	
10033TOP-5	60"x2'x3' E Top Mat	69	72	5	10	15	

Prices Subject to Change

Part #	Description	Rebar OD	Slab OD	Rebar Size	C/C	Pcs. Pallet	Price
M60X24CPP	60"x24" E Mat (CP&P)	68	72	5	6	30	
M6024HM	60"x24" E Mat (HM)	68	72	4	6	30	
M6024HV	60"x24" E Mat (HV)	68	72	4	6	20	
M60X24EAP	60"x24" E	69	72	4	6	100	
M60X24EILRBOT	60"x24" E Mat (IL) Bottom	69	72	5	6	50	
M60X24EILRTOP	60"x24" E Mat (IL) Top	69	72	5	18	50	
M60X24EMIDOT	60"x24" EMI Mat	69	72	4 & 5	T10/B-6	15	
M60X24ETNDOT	60"x24" E (TN) DOT	68	72	5	Varies	25	
M60X26EIL	60"x26" E IL Mat	70	72	4	6	100	
M6026ETN	60"x26" E Mat (TN)	68	72	5	8	30	
M602626HV	60"x26"x26" Mat	69	72	4	8	20	
10030	60"x27" C Mat	69	72	4 & 5	B-7/T-10	15	
10031	60"x27" E Mat	69	72	4 & 5	6	15	
10040	66"x27" C Mat	76	79	4 & 5	T-10/B-7	15	
10041	66"x27" E Mat	76	79	4 & 5	T-10/B-7	15	
10042	66"x2'x3' C Mat	76	79	4 & 5	T-10/B-7	15	
10043	66"x2'x3' E Mat	76	79	4 & 5	T-10/B-6	15	
RM60X28ENE	60"x28" ENE Mat	69	72	4 & 5	6	30	
M602828CTN	60"x28"x28" C Mat (TN)	68	72	5	8	30	
M602828-2TN	60"x28"x28"-2" Mat (TN)	68	72	5	8	30	
M60X28X34CTNDOT	60"x28"x34" C (TN) DOT	68	72	5	4.5	30	
M602834CTN	60"x28"x34" C Mat (TN)	68	72	5	8	30	

Prices Subject to Change



Part #	Description	Rebar OD	Slab OD	Rebar Size	C/C	Pcs. Pallet	Price
M60X30EAC	60"x30" E Aircraft Rated	66	72	6	3	25	
10031IA-30	60"x30" E Mat	69	72	5	6	50	
M60X30NP	60"x30" E (Nance)	69	72	4	12	50	
10030-30	60"x30" C	69	72	4 & 5	T-10/B-7	15	
10031-30	60"x30" E Mat	69	72	5	6	15	
M6030HV	60"x30" E Mat (HV)	68	72	4	6	20	
M6030HM	60"x30" Mat (HM)	68	72	4	6	20	
M603232CTN	60"x32"x32" C (TN)	68	72	5	9	30	
M60X32X32CTNDOT	60"x32"x32" C (TN) DOT	68	72	5	4.25	30	
M603630C	60"x36"x30" C	69	72	5	10	15	
M603636CTN	60"x36"x36" C Mat (TN)	68	72	5	10	30	
M65X36C	65"x36" C	62	65	4	6	50	
M60BHS-40	60"x40" C (HS)	68	72	4	8	50	
M60X48EMIBOT	60"x48" E (MI) Bottom	68	72	4 & 6	12	25	
M60X48EMITOP	60"x48" E (MI) Top	68	72	4	12	25	
10034	60"x48" E Mat	69	72	4	T-10/B-7	15	
M6048HV	60"x48" Mat (HV)	68	72	4	6	30	
M6048FW	60"x48" E	70	74	5	6	50	
M7224EPC	72" Flat Slab - 24" Access	83	86	4	10	100	
M72X24EMI	72"x24" EMI Mat	82	86	5	8	20	
M7224CMM	72"x24" E (COUMAX)	83	86	4	10	100	
M72X24X24OCL	72"x24"x24" E (OC)	81.75	84.75	4	10	50	
M72X24X24CMM	72"x24"x24" E (CM)	83	86	4	10	50	
M72X24ELP	72"x24" E (LINPRE)	82	86	5	6	20	
M72X24EAC	72"x24" E Aircraft Rated	80	86	6	3	15	
M72X24CPP	72"x24" E Mat (CP&P)	82	86	5	6	20	
M7224HM	72"x24" E Mat (HM)	82	86	4	8	20	
M7224HV	72"x24" E Mat (HV)	82	86	4	8	20	
M7224EPC-5	72"x24" E Mat	83	86	5	10	50	
M72X26EIL	72"x26" E IL Mat	82	86	4 & 6	5	20	
10050	72"x27" C Mat	83	86	4 & 5	T-10/B-6	15	
10051	72"x27" E Mat	83	86	4 & 5	T-10/B-6	15	
M7227ETN	72"x27" E (TN)	82	86	5	5.5	30	
10051TOP	72"x27" E Top	83	86	4	10	25	
10050IATOP-5	72"x27" C Top	83	86	5	12	20	

Prices Subject to Change

## REBAR MATS

COVER MATS: A706 GR 60 DOMESTIC WELDABLE REBAR

Part #	Description	Rebar OD	Slab OD	Rebar Size	C/C	Pcs. Pallet	Price
10051IATOP-5	72"x27" E Top	83	86	5	12	20	
RM72X28ENE	72"x28" ENE Mat	83	86	5	7.5	20	
10050-30	72"x30" C Mat	83	86	4 & 5	T-10/B-6	15	
M72X30EAC	72"x30" E Aircraft Rated	80	86	6	3	15	
M7230CNJ	72"x30" C Mat (NJ)	82	86	5	6	20	
M7230HV	72"x30" E Mat (HV)	82	86	4	8	20	
M7230NJ	72"x30" E Mat (NJ)	82	86	5	6	20	
M72X30NP	72"x30" E (NP)	83	86	4	12	50	
M723630C	72"x36"x30" C	83	86	5	12	20	
M723636CTN	72"x36"x36" C (TN)	82	86	5	8	30	
M72X36ELP	72"x36" E (LP)	82	86	5	6	20	
M72X385ELP	72"x38.5" E (LP)	82	86	5	6	6	
10052	72"x2'x3' C Mat	83	86	4 & 5	T-10/B-6	15	
10052IATOP-5	72"x2'x3' C (Type 2A)	83	86	5	12	20	
10053	72"x2'x3' E Mat	83	86	4 & 5	T-10/B-6	15	
10053TOP-5	72"x2'x3' E Top	83	86	5	10	20	
M72X2X3C	72"x2'x3' C Mat	77x77	80x80	6	6	20	
10052TOP	72"x2'x3' C Top	86	86	4	10	15	
10050-30BOT	72"x30" C	83	86	5	3	15	
M72X30C	72"x30" C	83	86	4	12	25	
M72X48X27LID	72"x48"x27" Lid	68x44	72x48	4	6	50	
10051-48	72"x48" E Mat	83	86	4	T-10/B-6	15	
M7248HM	72"x48" E Mat (HM)	82	86	4	6	20	
M7248HV	72"x48" E Mat (HV)	82	86	4	8	20	
M72X27C	72"x72"x27" C Mat	77	80	6	6	20	
10060	78"x27" C Mat	90	93	4 & 5	T-10/B-5	15	
10061	78"x27" E Mat	90	93	4 & 5	T-10/B-5	15	
10062	78"x2'x3' C Mat	90	93	4 & 5	T-10/B-5	15	
10063	78"x2'x3' E Mat	90	93	4 & 5	T-10/B-5	15	
M78X68OCL	78"x68" Mat	74x64	80x70	4	18	50	
40420	82"x82"x30" Mat	79	82	6	Varies	20	

Prices Subject to Change


## COVER MATS: A706 GR 60 DOMESTIC WELDABLE REBAR

Part #	Description	Rebar OD	Slab OD	Rebar Size	C/C	Pcs. Pallet	Price
10072	84"x2'x3' C Mat	97	100	4 & 5	T-10/B-5	15	
10073	84"x2'x3' E Mat	97	100	4 & 5	T-10/B-5	15	
10072IATOP-5	84"x2'x3' C Top	97	100	5	12	25	
10073TOP-5	84"x2'x3' C Top	97	100	5	10	25	
M84X24EMI	84"x24" EMI Mat	97.5	101.5	4 & 5	6	15	
M8424HV	84"x24" E Mat	96	100	4	8	15	
M8424CMM	84"x24" E (CM)	97	100	4	10	25	
M84X27EHEN	84"x27" E (HEN)	80	84	5	12	50	
10070CNJ	84"x27" C (NJ) Mat	93	96	5	6	10	
10070	84"x27" C Mat	97	100	4 & 5	T-10/B-5	15	
10071	84"x27" E Mat	97	100	4 & 5	T-10/B-5	15	
RM84X27ENE	84"x27" ENE Mat	97	100	5	5	15	
M8427CMM	84"x27" E (CM)	97	100	4	10	100	
10071IATOP	84"x27" E Top	97	100	4	8	10	
M8430HV	84"x30" E Mat	96	100	4	8	15	
M84X30EAC	84"x30" E Aircraft Rated	94	100	6	3	15	
10071-48	84"x48" E Mat	97	100	4	T-10/B-5	15	
M8448HV	84"x48" Mat	96	100	4	8	15	
M8448FW	84"x48" E	94	98	5	6	30	
M84X60X27LID	84"x60"x27" Lid	80x56	84x60	4	6	50	
M84X81ALID	84"x81" Type A Lid	81x78	84x81	4	10	25	
M84X81X36BLID	84"x81"x36" Type B Lid	81x78	84x81	4	T-12/B-12	25	
M7X4C	7'x4' C	80x44	84x48	3	Varies	50	
M7X5MP	7'x5'x30" C Mat	57x81	60x84	5 & 6	6	20	
M88X94	88"x94" (USEMCO)	85x91	88x94	4	8	20	
10080	90"x27" C Mat	104	107	4 & 5	T-10/B-5	15	
10081	90"x27" E Mat	104	107	4 & 5	T-10/B-5	15	
10082	90"x2'x3' C Mat	104	107	4 & 5	T-10/B-5	15	
10083	90"x2'x3' E Mat	104	107	4 & 5	T-10/B-5	15	

Prices Subject to Change

Part #	Description	Rebar OD	Slab OD	Rebar Size	C/C	Pcs. Pallet	Price
M9624HV	96"x24" E Mat	110	114	4	8	10	
M9624CMM	96"x24" E (CM)	111	114	4	10	20	
10090	96"x27" C Mat	111	114	4 & 5	T-10/B-6	10	
10091	96"x27" E Mat	111	114	4, 5, & 6	T-10/B-6	10	
RM96X27ENE	96"x27" ENE Mat	111	114	5	6	10	
10090IATOP	96"x27" C Top	111	114	8	8	10	
M9627CMM	96"x27" E (CM)	111	114	4	8	25	
10091IATOP	96"x27" E Top	111	114	4	8	10	
M9630HV	96"x30" E Mat	110	114	4	8	10	
M9648HV	96"x48" Mat	110	114	4	8	10	
10092	96"x2'x3' C Mat	111	114	4 & 6	T-10/B-6	10	
10093	96"x2'x3' E Mat	111	114	4 & 6	T-10/B-6	10	
10092TOP-5	96"x2'x3' C Mat Top	111	114	5	10	10	
10093TOP-5	96"x2'x3' E Mat Top	111	114	5	10	10	
10095	96"x48" E	111	114	4,5 & 6	T-10/B-6	10	
10231	108"x27" E Mat	123	126	4 & 5	T-10/B-6	10	
10232	108"x2'x3' C Mat	123	126	4, 5, & 6	T-10/B-6	10	
10233	108"x2'x3' E Mat	123	126	4, 5, & 6	T-10/B-6	10	
10241	120"x27" E Mat	137	140	4 & 5	T-10/B-6	10	
10243	120"x2'x3' E Mat	137	140	4 & 5	T-10/B-6	5	
M132X53X28	132"x24"X28" C	132x53	136x57	5	6	20	
40600	Cover Mat Switchgear Pad	93x81	96x84	5	Varies	20	
40550	Cover Mat Three Phase	91	94	6	Varies	20	
40500	Cover Mat Three Phase	81	84	6	Varies	20	
M5RDECK	5' Type R Deck	72x36	76x39.5	4 & 5	11	20	
M10RDECK	10' Type R Deck	133x36	136x39.5	4 & 5	4	20	
M15RDECK	15' Type R Deck	193x36	196x39.5	4 & 5	4	20	

Prices Subject to Change



Part #	Description	Rebar OD	Slab OD	Rebar Size	C/C	Pcs. Pallet	Price
M48-3	Base Mat 18"x26"	40x47	N/A	4	Varies	100	
13300L	Base Mat 2'x3' w/Legs	33x43	36x46	4	10	100	
M24B	Base Mat 24"	22	24	4	10	100	
M24BOCK	Base Mat 24"	22	24	4	7.5	100	
M48-2	Base Mat 26"x26"	40x40	N/A	4	29.5	100	
M30X52B	Base Mat 30"x52"	30x52	36x58	4	11	100	
M30X70B	Base Mat 30"x70"	30x70	36x76	4	11	100	
M30B	Base Mat 30"	27	30	4	10	100	
M33X21B	Base Mat 33"x21"	33x21	36x24	4	12	100	
M36B	Base Mat 36"	34	36	4	10	100	
M36X52B	Base Mat 36"x52"	36x52	40x56	4	11	100	
M24X80BIA	Base Mat 24"x80" IA	32x88	36x92	4	12	100	
10120L	Base Mat 3.5'x4.5' w/legs	39x52	42x54	4	12	100	
M3X2BIA	Base Mat 3'x2' IA	44x32	4x3	4	12	100	
M6555-4	Base Mat M29 Pad 44"x46"	42x44	44x46	4	8	100	
M3X4BIA	Base Mat 3'x4' IA	42x54	46x58	4	12	100	
M3X4BIAEXT	Base Mat 3'x4' IA Ext.	64x52	68x56	4	10.4	100	
M3X6BIA	Base Mat 3'x6' IA	44x80	4x7	4	12	100	
M3X8BIA	Base Mat 3'x8' IA	44x106	48x110	4	12	100	
M3X8BIA	Base Mat 3'x8' IA Ext.	53x112	56x115	4	12.5	100	
13648	Base Mat 36"x48"	36x48	4x3	4	12	100	
M38X50BIA	Base Mat 38"x50" IA	38x50	44x56	4	9.5	100	
M39X51B	Base Mat 39"x51"	39x51	42x54	4	12	100	
M3X4RGBM	Base Mat 3'x4' Rain Guard	30x47	46x51	4	6	100	
M4X4BIA	Base Mat 4'x4' IA	60x60	64x64	4	12	100	
M4X5B	Base Mat 4'x5'	45x57	48x60	4	8	100	
M4X8BIA	Base Mat 4'x8' IA	58x106	62x110	4	12	100	
10100	Base Mat 40"x5'	37	40	4	12	100	
M44B	Base Mat 44" (IL)	42	44	4	11	100	
M44X100BIA	Base Mat 44"x100"	38x94	44x100	4	10	25	
10150	Base Mat 44"x5'	41	44	4	12	100	
10150L	Base Mat 44"x5' w/Legs	41	44	4	12	100	

Prices Subject to Change

## REBAR MATS

BASE MATS: A706 GR 60 DOMESTIC WELDABLE REBAR

Part #	Description	Rebar OD	Slab OD	Rebar Size	C/C	Pcs. Pallet	Price
14660	Base Mat 46"x6'	45	48	4	12	100	
M46BCMM	Base Mat 46" (CM)	46	48	4	10	100	
M48-4	Base Mat T26	46x47	N/A	4	30	100	
M48B	Base Mat 48"	46	48	4	11	100	
M48BHS	Base Mat 48" (HS)	56	58	4	8	100	
M66NC	Base Mat 48" #6x60" OD	60	66	6	8.5	25	
M48BILEXT	Base Mat 48" (IL) EXT	61	63	4	10	100	
M48BOCK	Base Mat 48"	45	48	4	10	100	
M48BEXTTX	Base Mat 48" Ext Texas	78	82	4	8	50	
AM48EX	Base Mat 48" Extended	66	70	4	12	100	
M70BPC	Base Mat 48" (GJ)	67	70	4	20	100	
M48BLP	Base Mat 48" (LINPRE)	67	71	4	8	50	
M48BEXT	Base Mat 48" Ext.	68	70	4	8	100	
10180	Base Mat 48" PIB - 8 Rod	55	58	4	12	100	
10185	Base Mat 48" PIB	55	58	5	12	100	
M48BCS	Base Mat 48" PIB (CS)	53	57.5	4	10	100	
M48BSHAK	Base Mat 48" PIB (Shak)	53	58	4	12	100	
M48BWCP	Base Mat 48" WCP	54	58	4	10	100	
M76BPC	Base Mat 48" (Denver)	73	76	4	20	150	
M4X4BIAEXT	Base Mat 4'x4' (IA) Ext.	64x64	68x68	4	11.6	100	
10200	Base Mat 5.3'x4'	61x45	64x48	4	8	100	
M54B	Base Mat 54"	52	54	4	12	100	
M65BNE	Base Mat 54" (NE)	62	65	4	6	50	
M54X54B	Base Mat 54"x54"	54x54	58x58	4	11	100	
M56X56B	Base Mat 56"x56"	56x56	60x60	4	12.5/10.4	100	
M56B	Base Mat 56"	56	60	4	12	100	
M56BCMM	Base Mat 56" (COUMAX)	56	60	4	12	100	
40150	Base Mat 56"x12"	53	56	5	9	50	
M57CLOCL	Base Mat 57" Century Link	57	60	4	10	100	
M57LIDOCL	Base Mat 57" Lid	57	60	4	12	100	
ACP58	Base Mat ACP 58"	56	58	4	18	100	
10140	Base Mat 6'x6'	69x69	72	4	10	50	
M66B	Base Mat 6'x66"	66	72	4	11	100	
M80NC	Base Mat 60" #6x74" OD	74	80	6	6.5	25	
M94BPC	Base Mat 60" (Denver)	91	94	4	20	100	
M84BPC	Base Mat 60" (GJ)	81	84	4	20	100	
M60B	Base Mat 60" (CM)	57	60	4	12	100	
M60BHS	Base Mat 60" (HS)	68	70	4	8	50	
M60BOCL	Base Mat 60"	80	83	4	10	100	
M72BNE	Base Mat 60" (NE)	69	72	4	6	50	
M60BEXT	Base Mat 60" Ext.	81	84	4	8	50	

Prices Subject to Change



## BASE MATS: A706 GR 60 DOMESTIC WELDABLE REBAR

Part #	Description	Rebar OD	Slab OD	Rebar Size	C/C	Pcs. Pallet	Price
M90BBS	Base Mat 60" Ext. (BS)	86	90	5	6	25	
M60BEXTAV	Base Mat 60" Ext. (NE)	81	84	5	8	50	
M61B	Base Mat 61"	59	61	5	12	100	
M63B	Base Mat 63" (IL)	61	63	5	12	100	
M63BHS	Base Mat 63"	63	67	4	8	50	
M64B	Base Mat 64"	64	68	4	11	100	
10170	Base Mat 64"	60	64	4	12	100	
10170L	Base Mat 64" w/Legs	60	64	4	12	100	
WI66	Base Mat 66"	63	66	4	12	100	
ACP66	Base Mat 66" ACP	66	68	4	18	100	
M66BHS	Base Mat 66" (HS)	66	70	4	8	50	
M68B	Base Mat 68"	68	72	4	11	100	
M7.5X3.5B	Base Mat 7.5'x3.5'	45x94	48x97	4	12	100	
M70BNE	Base Mat 70" (NE)	66	70	4	6	50	
MAT70B	Base Mat 70"	66	70	4	12	100	
M70BPT	Base Mat 70"	66	70	5	6	50	
M70BCPP	Base Mat 70" (48" CP&P)	66	70	4	10	100	
M70BCMM	Base Mat 70" (COUMAX)	70	74	4	10	100	
M70X30B	Base Mat 70"x30" (COUMAX)	70x30	73x33	4	34.5	100	
M72BTN	Base Mat 72"	82	86	5	12	50	
M72BLP	Base Mat 72" (LINPRE)	94	98	5	10	25	
M98BPC	Base Mat 72" (DEN & GJ)	95	98	4	20	100	
M72BEXT	Base Mat 72" Ext.	95	98	5	8	50	
10110	Base Mat 72"	69	72	4	12	100	
10115	Base Mat 72"	69	72	5	12	100	
M72B	Base Mat 72"	69	72	5	10	50	
M72NC	Base Mat 72" #6	66	72	6	8.5	25	
M96NC	Base Mat 72" #6	90	96	6	5.5	15	
M72BHS	Base Mat 72" (HS)	83	86	5	8	50	
M72BILBOT	Base Mat 72" (IL) Bottom	69	72	4	18	100	
M72BILTOP	Base Mat 72" (IL) Top	69	72	4	10	100	
M86BNE	Base Mat 72" (NE)	83	86	5	7.5	25	
M94BBS	Base Mat 72" Ext. (BS)	90	94	5	6	25	
10110L	Base Mat 72" w/Legs	69	72	4	12	100	
M76BFBS	Base Mat 76" (BS)	72	76	5	6	50	
M77BNE	Base Mat 77" (NE)	74	77	4	6	50	
M77BCM CBOT	Base Mat 77" (CC) Bottom	74	77	4	18	50	
M77BCM CTOP	Base Mat 77" (CC) Top	74	77	4	8	50	
10160	Base Mat 78"	74	78	4	12	100	
M78B	Base Mat 78" (IL)	74	78	5	12	100	
10160L	Base Mat 78" w/Legs	74	78	4	12	100	
M80B	Base Mat 80"	76	80	4	12	100	

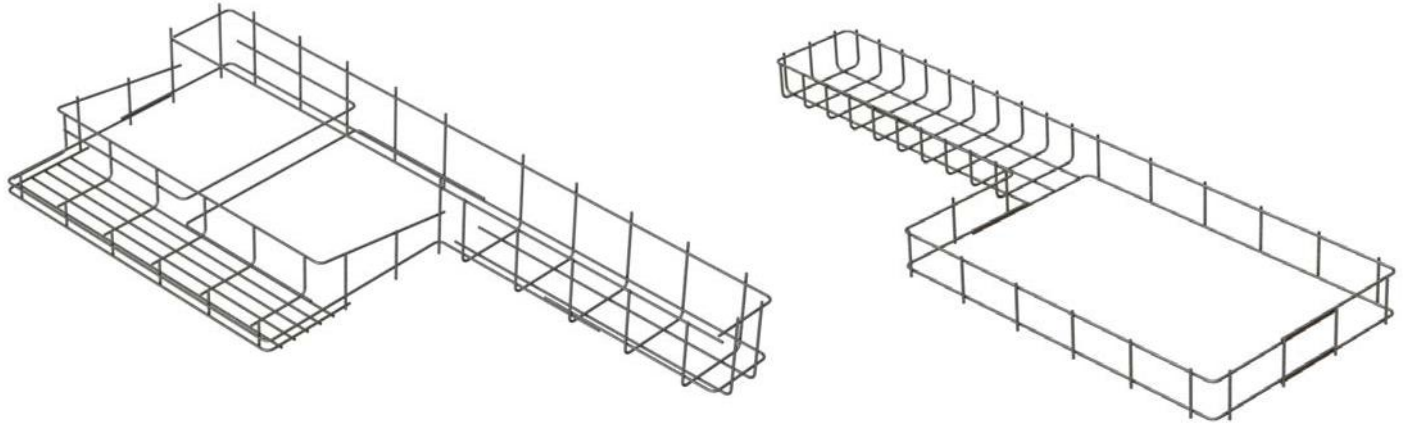
Prices Subject to Change

## REBAR MATS

BASE MATS: A706 GR 60 DOMESTIC WELDABLE REBAR

Part #	Description	Rebar OD	Slab OD	Rebar Size	C/C	Pcs. Pallet	Price
M82BCMM	Base Mat 82"-(COUMAX)	82	86	4	10	50	
40200	Base Mat 84"x84"	81x81	84x84	6	12	20	
M84BPT	Base Mat 84"	81	84	5	6	25	
M84X60B	Base Mat 84"x60"	80x56	84x60	4	6	50	
M84BHEN	Base Mat 84" (BHEN)	80	84	5	12	50	
M84B	Base Mat 84"	80	84	4	12	50	
M84BHV	Base Mat 84" (HV)	82	84	4	8	50	
M108NC	Base Mat 84" #6x102" OD	102	108	6	4.5	10	
M84BTN	Base Mat 84"	96	100	5	12	20	
M85BNE	Base Mat 85" (NE)	81	85	4	6	50	
10860	Base Mat 86"	83	86	4	12	25	
10860L	Base Mat 86" w/Legs	83	86	4	12	25	
M8888	Base Mat 88"x88"	85	88	4	12	50	
M90X42B	Base Mat 90"x42"	88x40	90x42	4	12	50	
M90B	Base Mat 90"	87	90	4	12	25	
10920	Base Mat 92"	89	92	4	12	25	
10920L	Base Mat 92" w/Legs	89	92	4	12	25	
M94B	Base Mat 94"	90	94	4	12	25	
M94BHV	Base Mat 94" (HV)	92	94	4	8	50	
10960	Base Mat 96"	93	96	4	12	25	
M96BHV	Base Mat 96" (HV)	94	96	4	8	25	
M96X72B	Base Mat 96"x72"	82x68	96x72	4	6	50	
M96BTN	Base Mat 96"	110	114	5	12	20	
M98BFW	Base Mat 98"	94	98	6	17	50	
M98BHEN	Base Mat 98" (BHEN)	94	98	5	12	50	
M99BNE	Base Mat 99" (NE)	95	99	5	7.5	25	
11000L	Base Mat 100" w/ Legs	97	100	4	12	25	
M102B	Base Mat 102" (BS)	98	102	5	6	25	
11060	Base Mat 106"	103	106	4	8	25	
11060L	Base Mat 106" w/Legs	103	106	4	8	25	
11100	Base Mat 110"	100	114	5	12	25	
11140	Base Mat 114"	110	114	4	8	25	
11140-5	Base Mat 114"	110	114	5	8	25	
11200	Base Mat 120"	116	120	4	8	25	
11200L	Base Mat 120" w/Legs	116	120	4	8	25	
M122B	Base Mat 122"	118	122	4	8	25	
11320L	Base Mat 132" w/Legs	129	132	4	8	25	
M140BOT	Base Mat 140" - Bottom	138	140	6	12	10	
M140TOP	Base Mat 140" - Top	138	140	6	6	10	
11460L	Base Mat 146" w/Legs	143	146	4	8	10	
40800	Base Mat 160"x25.5"	25.5x160	29.5x164	5	Varies	50	

Prices Subject to Change

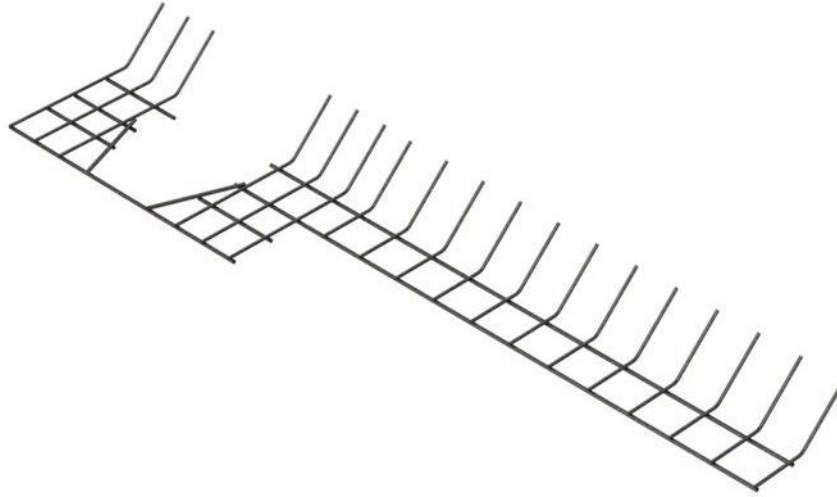


Part #	Description	Rebar OD	Slab OD	Rebar Size	Pcs. Pallet	Price
M73736022	73"x73"x60"22"	69x69	73x73	4	50	
M2X5X16I	2'x5'x16" Inlet Mat	43x66	47x70	4 & 6	25	
M4X6X16I	4'x6'x16" Inlet Mat	66x18	72x22	4 & 6	25	
MSW503	MC Intake Cover	44x82	48x84	4	50	
MSW506	ME Intake Cover	80x88	84x92	4	50	
MSW507	4'x3' Intake Mat, RA3	57x41.5	60x48	4	20	
MSW508	4'x4' Intake Mat, RA40	55.25x56	60x60	4	20	
MSW509	3'x8' Intake Mat, RA5	45.25x102.5	48x108	4	20	
MSW510	4'x8' Intake Mat, RA43	56x108	64x112	4	20	
MSW513	4'x4' Intake Cover Mat	60x60	64x64	4	50	
PCO3X5L	3'x5' PCO Left Mat	128x44	132x48	4	36	
PCO3X5R	3'x5' PCO Right Mat	128x44	132x48	4	36	
PCO3X5C	3'x5' PCO Center Mat	187x44	192x48	4	30	
PCO3X5CLIDBOT	3'x5' PCO Double Lid Bottom	189x43	192x48	4 & 5	50	
PCO3X5CLIDTOP	3'x5' PCO Double Lid Top	189x43	192x48	4	50	
PCO3X5LLIDBOT	3'x5' PCO Left Lid Bottom	129x43	132x48	4 & 5	50	
PCO3X5LLIDTOP	3'x5' PCO Left Lid Top	129x43	132x48	4	50	
PCO3X5RLIDBOT	3'x5' PCO Right Lid Bottom	129x43	132x48	4 & 5	50	
PCO3X5RLIDTOP	3'x5' PCO Right Lid Top	129x43	132x48	4	50	
PCO4X5L	4'x5' PCO Left Mat	128x56	132x60	4	36	
PCO4X5R	4'x5' PCO Right Mat	128x56	132x60	4	36	
PCO4X5C	4'x5' PCO Center Mat	187x56	192x60	4	30	
PCO4X5CLIDBOT	4'x5' PCO Double Lid Bottom	189x55	192x60	4 & 5	50	
PCO4X5CLIDTOP	4'x5' PCO Double Lid Top	189x55	192x60	4	50	
PCU3X5L	3'x5' PCU Left Mat	128x44	132x48	4	36	
PCU3X5R	3'x5' PCU Right Mat	128x44	132x48	4	36	
PCU3X5C	3'x5' PCU Center Mat	187x44	192x48	4	30	
PCU4X5L	4'x5' PCU Left Mat	128x56	132x60	4	36	
PCU4X5R	4'x5' PCU Right Mat	128x56	132x60	4	36	
PCU4X5C	4'x5' PCU Center Mat	187x56	192x60	4	30	

Prices Subject to Change

## REBAR MATS

CURB INLET MATS - DOMESTIC PRODUCT



Part #	Description	Rebar OD	Slab OD	Rebar Size	Pcs. Pallet	Price
NECURB7	NE Curb Inlet 7 Type 4	75x39x11.25	88x47x14	5 & 6	25	
NECURB15L	NE Curb Inlet 15 Left Typ 1-3	167x39x11.25	180x47x14	5 & 6	50	
NECURB15R	NE Curb Inlet 15 Right Typ 1-3	167x39x11.25	180x47x14	5 & 6	50	
TNCURBRTOP	Curb Mat Right Top (TN)	92"	96"	4 & 5	50	
TNCURBRBOT	Curb Mat Right Bottom (TN)	92"	96"	4 & 5	50	
TNCURBLTOP	Curb Mat Left Top (TN)	92"	96"	4 & 5	50	
TNCURBLBOT	Curb Mat Left Bottom (TN)	92"	96"	4 & 5	50	
TNCURBCTOP	Curb Mat Center Top (TN)	92"	96"	4 & 5	50	
TNCURBCBOT	Curb Mat Center Bottom (TN)	92"	96"	4 & 5	50	

## MISC. MATS & ACCESSORIES

Part #	Description	Rebar OD	Slab OD	Rebar Size	Pcs. Pallet	Price
M27X8	27"x8" Con Frame Mat	38	42	3	50	
16000	LP Catch Basins 27" C	40x56x27	44x60	4	3	
15004	LP Angle Iron	2"x2"x1/4"x57"		4	1	
15005	LP Angle Iron 60"	2"x2"x1/4"x60"		4	1	

Prices Subject to Change

# WIRE CONE CAGES

ECCENTRIC - DOMESTIC PRODUCT



Part #	Description	Steel Area	Form/ Company	Pcs. Stack	Price
215EFLM	1.5' E 48"x24" (IP)	0.07	PRESYS	50	
248271.5NWT	1.5' E 48"x27" (NWT)	0.15	NORTAN	30	
248242NC	2.0' E 48"x2.04" (NC)	0.16	NORBAY	40	
248242J	2.0' E 48"x2.04"	0.12	CONJES, FOLPROD	40	
248242S	2.0' E 48"x2.04"	0.12	MINNSER	25	
248242PC	2.0' E 48"x2.04" (PC)	0.12	RINGJ, RINHEN	45	
248242RS	2.0' E 48"x2.04" (RS)	0.12	RINMAR, RINCED	25	
220EFLM	2.0' E 48"x2.04" IP	0.07	RINMARI	40	
248272HC	2.0' E 48"x2.07" (HC)	0.15	RINCOM, FOLCLA	30	
248272HCS	2.0' E 48"x2.07" (HCS)	0.12	FOLPROD, FOLCLA	35	
248282HP	2.0' E 48"x2.08"	0.06	RINCUL	40	
248302	2.0' E 48"x30"	0.12	NOREAS	25	
248302EJP	2.0' E 48"x30" (JP)	0.15	JENNOR	30	
248322E	2.0' E 48"x32"	0.15	PARENV	25	
248342E	2.0' E 48"x34"	0.15	RINLOR	25	
248362EJP	2.0' E 48"x36" (JP)	0.15	JENNOR	30	
260482E	2.0' E 60"x48"	0.15	RINGRA	30	
23048X24	2.5' E 48"x24"	0.12	COUMAD	25	
248242.5	2.5' E 48"x24"	0.12	RINHEN	30	
248242.5PCH	2.5' E 48"x24" (PCH)	0.12	RINGJ	35	
248242.5ENWT	2.5' E 48"x24" (NWT)	0.15	NORTAN	25	
260242.5EFH	2.5' E 60"x24"	0.15	LINCOL, LINDAC, RINHEN	25	
260242.5EFH-S	2.5' E 60"x24" (Short)	0.15	LINCOL, LINDAC	25	
248X27EUP	2.7' E 48"x27"	0.12	UPPCON	25	
248X27EUP4	2.7' E 48"x27" - 4" Taller	0.12	UPPCON	20	
248242.8NC	2.8' E 48"x24" (NC)	0.16	NORBAY	20	
248242.8AMKC	2.8' E 48"x24" (AMKC)	0.12	LINDCOL, LINDAC	30	
260482.8CPP	2.8' E 60"x48" (CPP)	0.15	CPPASH	20	

Prices Subject to Change



Part #	Description	Steel Area	Form/ Company	Pcs. Stack	Price
24226	3.0' E 42"x26" (AMEMIL)	0.12	COUMIL	35	
248243AMKC	3.0' E 48"x24" (AMKC)	0.12	AMEKAN	25	
248243NWT	3.0' E 48"x24" (NWT)	0.12	NORTAN	30	
2004CVC	3.0' E 48"x24"	0.16	CEMPIP	20	
248243J	3.0' E 48"x24"	0.12	CONJES	20	
248243R	3.0' E 48"x24"	0.12	FOLPROD, OLDLAK	30	
248243S	3.0' E 48"x24"	0.12	RINBAR, FOLPROD, RINSAC	25	
2004BS	3.0' E 48"x24" (BS)	0.15	AMEVAL, OLDTOP	20	
2004CVC-1	3.0' E 48"x24"-1" Shim	0.15	RINSAC	20	
24824	3.0' E 48"x24" GB	0.16	CEMPIP, COUNTY, RINGJ, RINHEN,	30	
24824L	3.0' E 48"x24" GB-L	0.16	COUMAX	20	
230EFLM	3.0' E 48"x24" IP	0.07	RINMARI	30	
248243EOCL	3.0' E 48"x24"	0.15	OLDLIT	30	
24826	3.0' E 48"x26" GB	0.16	COUGRE, MINNSER	35	
24826V	3.0' E 48"x26" GB w/ 1/4"	0.16	AMEVAL	35	
248263ECI	3.0' E 48"x26" (CI)	0.12	CONLIN	25	
248273HCKL	3.0' E 48"x27" (HCK) +3.0"	0.15	COUHOL	15	
248273ECMIL	3.0' E 48"x27"	0.15	COUMAT	25	
2004-9	3.0' E 48"x27"	0.10	CEMPIP, COUMAT, RINSTA, RINSHA	20	
2004GF	3.0' E 48"x27"	0.15	RINHAW	30	
2004MT	3.0' E 48"x27"	0.12	RINMAR, RINCLA, RINMIT	20	
24827E	3.0' E 48"x27"	0.15	RINCOM	35	
2004GFS	3.0' E 48"x27" - Shimmed	0.15	COUHOL	30	
248273HCK	3.0' E 48"x27" (HCK)	0.15	OLDCAS	15	
236NH	3.0' E 48"x27" NH Wet Cast	0.10	OLDSE, OLDCOU	25	
248283LEP	3.0' E 48"x28.5"	0.12	LEEPRE	25	
248X28.5IAC	3.0' E 48"x28.5" (IAC)	0.15	COUIOW	25	
248283HP	3.0' E 48"x28"	0.06	RINCUL	30	
248303	3.0' E 48"x30"	0.15	COUHOL, NOREAS	20	
248303GP	3.0' E 48"x30"	0.12	RINGRA	25	
25426EFP	3.0' E 54"x26"	0.15	RINPLA	25	
26024AV	3.0' E 60"x24" (AV)	0.15	AMEVAL	15	
26024AVS	3.0' E 60"x24" (AVS)	0.15	AMEVAL	25	
26024AVH	3.0' E 60"x24" (H)	0.15	AMEVAL	25	
260243EOCL	3.0' E 60"x24"	0.15	OLDLIT	25	
260283	3.0' E 60"x28"	0.15	FOLPROD, RINHAT	20	

Prices Subject to Change



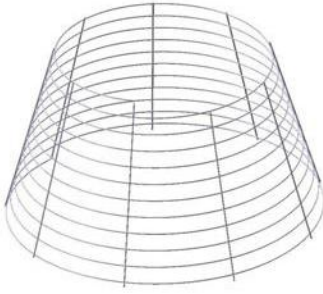
# WIRE CONE CAGES



ECCENTRIC - DOMESTIC PRODUCT

Part #	Description	Steel Area	Form/ Company	Pcs. Stack	Price
260303EOCL	3.0' E 60"x30"	0.15	LINCOL	25	
260483R	3.0' E 60"x48"	0.12	RINSAC	15	
272243EOCL	3.0' E 72"x24"	0.20	RINHEN	15	
272243EOCLH	3.0' E 72"x24" (HEN)	0.20	RINHEN	15	
272243EOCL-S	3.0' E 72"x24" - Short	0.20	OLDLIT	15	
24824CMIA	3.3' E 48"x24"	0.15	COLUPRE	25	
24827CMIA	3.3' E 48"x27"	0.15	COUIOW	20	
248243.5EK	3.5' E 48"x24"	0.15	OLDKEN	25	
2142	42" E 48"x27"	0.15	COUMAT, OLDOLD, OLDLAK	25	
2101	42" E 48"x27"	0.15	RINSTA, OLDOLD, OLDSF	20	
260243.5EOCL-S	3.5' E 60"x24" (Short)	0.15	LINCOL, LINDAC	25	
248244J	4.0' E 48"x24"	0.12	CONJES	10	
2005CW	4.0' E 48"x24"	0.15	ANDPRE	20	
248244MTP	4.0' E 48"x24" (MTP)	0.12	MONTPRE	20	
248274EWPS	4.0' E 48"x27"	0.15	WIESTE	15	
2005FS	4.0' E 48"x27"	0.15	OLDKEN, RINSTA	20	
2148	4.0' E 48"x27"	0.15	COUMAT, OLDOLD, OLDLAK	20	
2005GF	4.0' E 48"x27"	0.15	RINHAW, RINMEN	20	
2005HS	4.0' E 48"x27"	0.12	BILPRE, RINSTA, RINSHA	15	
2005MT	4.0' E 48"x27"	0.10	RINMIT	20	
2005D	4.0' E 48"x27" (CCPDUL)	0.15	RINSHA	25	
2200	4.0' E 48"x27" (HC)	0.11	OLDCAS	20	
2005FSS	4.0' E 48"x27" (2005FS - 2")	0.15	OLDKEN	20	
248304	4.0' E 48"x30"	0.12	NOREAS	15	
25426E	4.0' E 54"x26" (ACPOMA)	0.15	AMEVAL	15	
25426ED	4.0' E 54"x26" Dry Cast	0.15	AMEVAL	20	
26024	4.0' E 60"x24"	0.15	RINBON	30	
260244EK	4.0' E 60"x24"	0.15	OLDKEN	20	
26027	4.0' E 60"x27"	0.15	AMEVAL, RINBON, RINHEN	15	
26027EL	4.0' E 60"x27" EXT	0.15	COUIOW	15	
26027ET	4.0' E 60"x27"	0.15	MIDBON	15	
260484CPP	4.0' E 60"x48"	0.15	CONASH	15	
26048	4.0' E 60"x48" RD	0.15	COUMAT, RINGRA, RINHAW,	13	
272484CPP	4.0' E 72"x48"	0.18	CONASH	15	
27248	4.0' E 72"x48" RD	0.15	CONASH, COUMAT, RINELK	15	
2103	4.0' E 48"x27" (S)	0.13	RINSTA	15	
2482443	4'3" E 48"x24"	0.12	RINBAR	13	

Prices Subject to Change



Part #	Description	Steel Area	Form/Company	Pcs. Stack	Price
2002MOD	1.0' C 48"x27" Ext	0.27	RINSHA	30	
24010H	1.3' C 48"x27"	0.15	COUMAT, OLDTOP, RINSTA	35	
215CD	1.5' C 48"x24"	0.15	RINSAC	40	
220CFLF	2.0' C 48"x24" (IP)	0.13	PRESYS	45	
220CD	2.0' C 48"x24"	0.15	RINSAC	45	
225CDS	2.0' C 48"x24"	0.15	FOLCLA	40	
220CHP	2.0' C 48"x28"	0.15	RINCUL	50	
248322C	2.0' C 48"x32"	0.15	PARENV	60	
248342C	2.0' C 48"x34"	0.12	ROCSOL	50	
260322C	2.0' C 60"x32"	0.15	RINGRA	40	
260342C	2.0' C 60"x34"	0.15	AMETEX	35	
26048C	2.0' C 60"x48"	0.15	RINSAC	50	
225CD	2.5' C 48"x24"	0.15	RINHEN, RINSAC	35	
2483225C	2.5' C 48"x32"	0.15	PARENV, RINGRA	50	
225CDL	2.7' C 48"x24"	0.15	COUMAD	25	
24824C	3.0' C 48"x24" (.252 at 6)	0.10	CEMPIP, RINBAR	35	
230SF	3.0' C 48"x27"	0.15	RINCOM, OLDSF	30	
230CD	3.0' C 48"x27" (CCPDUL)	0.15	RINSHA	25	
2201	3.0' C 48"x27" (Hancock)	0.12	FOLCLA, OLDCOU	25	
230CW	3.0' C 48"x27" Wet Cast	0.15	RINDUL	20	
248303COCM	3.0' C 48"x30"	0.12	OLDMAN	40	
248303C	3.0' C 48"x30"	0.15	COUHOL	40	
248323C	3.0' C 48"x32"	0.12	PARENV	35	
248343C	3.0' C 48"x34"	0.12	ROCSOL	35	
24834.53C	3.0' C 48"x34.5"	0.15	RINLOR	25	
25426C	3.0' C 54"x26" (ACPOMA)	0.12	AMEVAL, RINPLA	50	
260303C	3.0' C 60"x30"	0.15	RINROA	15	
260303COCM	3.0' C 60"x30"	0.15	OLDMAN	20	
260343C	3.0' C 60"x34"	0.15	ROCSOL	35	
235CD	3.5' C 48"x27" (CCPDUL)	0.15	RINCUL	25	
235CW	3.5' C 48"x27" Wet Cast	0.15	RINDUL	20	
260303.8C	3.8' C 60"x30"	0.15	OLDKEN	35	

Prices Subject to Change

# WIRE CONE CAGES

CENTERED - DOMESTIC PRODUCT



Part #	Description	Steel Area	Form/Company	Pcs. Stack	Price
24824CW	4.0' C 48"x24"	0.15	BILPRE, RINOSK	20	
24824CWL	4.0' C 48"x24" Extension	0.15	BILPRE	15	
2005C	4.0' C 48"x27" (CCPDUL)	0.15	COUMAT, OLDCOU	20	
2005CS	4.0' C 48"x27" (Nance)	0.15	NANCEPRE	35	
2005HCK	4.0' C 48"x27" (HCK)	0.15	OLDCAN	15	
240CW	4.0' C 48"x27" Wet Cast	0.15	RINHAW, RINSHA	15	
248274CWPS	4.0' C 48"x27"	0.15	WIESTE	15	
24834.54C	4.0' C 48"x34.5"	0.15	RINLOR	12	
248304COCM	4.0' C 60"x30"	0.16	OLDMAN	10	
260344C	4.0' C 60"x34"	0.15	ROCSOL	30	
26036C	4.0' C 60"x36" (SAC)	0.12	RINSAC	35	
2482443C	4'3" C 48"x24"	0.12	RINBAR	14	
2005CM-2	4.5' C 48"x27" (CM)	0.12	COUMAT	15	

# WIRE CAGES

FLARED END - ROUND PIPE - DOMESTIC PRODUCT



Part #	Description	Steel Area	Form/Company	Pcs. Stack	Price
2012	12" Flared End	0.08	RINBAR, RINELK, RINSHA	3	
2008	12" Flared End	0.07	CEMPIP, OLDCAS, RINBON, RINDES, RININD, RINWHI	3	
2008L	12" Flared End - Extended	0.08	RINDES, RININD, RINWHI	3	
2212	12" Flared End Dry Cast NH	0.10	COUNTY, CONJES, NORBAY, OLDTOP	4	
2009	15" Flared End	0.07	AMEVAL, CEMPIP, RINELI, RINMIT, RINRAP, OLDSF	3	
2115	15" Flared End	0.08	OLDCOU, FOLCLA, FOLPROD, RIN	4	
2115L	15" Flared End - Extended	0.08	RINBON, RINDES, RINOAK, RINWHI	4	
2215	15" Flared End Dry Cast NH	0.10	COUHOL, COUMAD, CONJES, RINCUL, NORBAY,	5	
2006	18" Flared End Dry Cast	0.10	RINHAW, NANCEPRE	5	
2218	18" Flared End Dry Cast NH	0.10	CONJES, COUHOL, COUMAD, RINCUL, NORBAY	6	
2106	18" Flared End Wet Cast	0.08	AMEVAL, CEMPIP, FOLCLA, OLDCAS, RINBER	5	
2106L	18" Flared End Wet Cast - Ext	0.08	RINBON, RINDES, RINOKL, RININD	4	

Prices Subject to Change

## WIRE CONE CAGES

FLARED END - ROUND PIPE - DOMESTIC PRODUCT

Part #	Description	Steel Area	Form/ Company	Pcs. Stack	Price
221QF	21" Flared End QF Wet Cast	0.08	CONJES, COUMAD, COUMAT, RINSHA, OLDCOU	6	
221ER	21" Flared End Wet Cast (ER)	0.08	CONJES, RINSHA	6	
2007	24" Flared End Dry Cast	0.12	RINELK, RINHAW, NANCEPRE	7	
2224	24" Flared End Dry Cast NH	0.10	COUNTY, CONJES, NORBAY, RINOAK	6	
2107	24" Flared End Wet Cast	0.09	AMEVAL, CEMPIP, OLDCAS OLDTOP, RININD	8	
2107L	24" Flared End Wet Cast	0.09	RINBON, RINDES	6	
2107EW	24" Flared End Wet Cast (Extra Wire)	0.09	PRETEC	8	
227ER	27" Flared End	0.13	CONJES, RINDES, RINSHA	6	
230ER252	30" Flared End	0.18	RINOKL	5	
230ERLBC	30" Flared End ERL BC	0.15	RINDES, RINMEN, OLDTOP	5	
230ER	30" Flared End Wet Cast	0.14	RINHAW, RINMIT, RINSHA	5	
230QF-3	30" Flared End Wet Cast - 3"	0.15	AMEVAL, COUNTY, FOLPROD, NORBAY	10	
230ERL-A	30" Flared End Wet Cast Ext.	0.14	RINBON, RINDES, OLDTOP	5	
233ER	33" Flared End	0.15	COUMAT, RINSHA	5	
236ER	36" Flared End Wet Cast	0.21	RINMAT	3	
236QF-3	36" Flared End Wet Cast - 3"	0.20	AMEVAL, CEMPIP, COUMAD, FOLPROD, OLDCAS	5	
236-3NH	36" Flared End (NH)	0.15	RINOAK	3	
242R-SS	42" Flared End Short	0.20	RINBER	3	
242R	42" Flared End Reinf.	0.20	CEMPIP, RINTERRA, OLDCAS	3	
242R-CF	42" Flared End Reinf. (CF)	0.20	OLDCAN	3	
242R-S	42" Flared End Reinf. (Short)	0.20	AMEVAL, SCUJON	3	
242ERV	42" Flared End Vertical (ER)	0.20	RINELK, OLDTOP	2	
248R-SS	48" Flared End Short	0.20	RINBER	3	
248R	48" Flared End Reinf.	0.20	CEMPIP, RINDES	3	
248R-S	48" Flared End Reinf. (Short)	0.20	AMEVAL, RINOKL, OLDCAN, RINBER, SCUJON	3	
248ERV	48" Flared End Vertical (ER)	0.20	RINBON, RINELK, OLDTOP	2	
254RH	54" Flared End Horizontal	0.37	AMEVAL, CEMPIP, RINCO, RINPRE, OLDCAN, OLDSF	3	
254RV-B	54" Flared End Vertical	0.48	RINDES, OLDCAN	1	
260RV-B	60" Flared End Vertical	0.54	RINDES	1	
260RV-S	60" Flared End Vertical Short	0.54	RINBER	3	
260RV	60" Flared End Reinf.	0.34	AMEKAN, OLDCAN, OLDSF	3	
266RV	66" Vertical Flared End	0.34	OLDCON	3	
272RV	72" Flared End Reinf.	0.49	AMEVAL, RINCOM, RINDES OLDCAS	3	
272RV-B	72" Flared End Vertical	0.80	RINDES	2	
272RV-ER	72" Vertical	0.49	RINTPIP	3	

Prices Subject to Change

# WIRE CONE CAGES

FLARED END - SPAN & ELLIPTICAL PIPE - DOMESTIC PRODUCT

Part #	Description	Steel Area	Form/ Company	Pcs. Stack	Price
214X22	14"x22" Elliptical	0.09	COUMAD, CONJES	4	
214X22EW	14"x22" Elliptical-Extra	0.09	RINELM	4	
219X30	19"x30" Elliptical	0.09	COUMAD, CONJES, AMEVAL	7	
224X38	24"x38" Elliptical	0.22	COUROB	5	
229X45	29"x45" Elliptical	0.22	CP&P, COUMAD, SCUFAY	3	
234X53	34"x53" Elliptical	0.30	COUMAD	2	
238X60	38"x60" Elliptical	0.27	COUMAD, COUGRE	3	
243X68	43"x68" Elliptical	0.40	COUMAT	3	
248X76	48"x76" Elliptical	0.48	COUMAT	3	
222CL2	22" Arch Flared End	0.16	FOLCLA, RINCOM	3	
229CL2	29" Arch - .192 Wire	0.17	FOLCLA, RINCOM	6	
229CL3	29" Arch - .225 Wire	0.24	RINCOM, RINOKL	5	
229HCK	29" Span (Hancock)	0.16	OLDCAN, OLDSF	2	
229SP	29" Span (ERC)	0.16	RINDES, RINELK, RINRAP	4	
236HARCH-6	36" Arch Flared End	0.33	DUNUTI, RINPIP	5	
236SRH	36" Span Horizontal	0.33	OLDSIO	3	
236SRV-MN	36" Span Vertical FE	0.33	RINCOM, RINELK, OLDCAN, OLDSF, RINKOKL	1	
244HARCH	44" Arch Flared End	0.22	RINCOM, RINOKL	3	
244SRV-MN	44" Span Vertical FE	0.33	RINCOM, RINELK, OLDCAN, OLDSF	1	
251HARCH	51" Arch Flared End	0.27	RINCOM, RINOKL	2	
251SRV-MN	51" Span Vertical FE	0.55	OLDCAN, OLDSF	1	
259SRV-MN	59" Span Vertical FE	0.48	RINCOM, RINELK, OLDCAN, OLDSF	1	
259HARCH	59" Arch Flared End	0.48	DUNUTI	3	
265SRV-MN	65" Span Vertical FE	0.48	OLDCON	1	
273SRV-MN	73" Span Vertical FE	0.50	RINCOM, OLDCAN, OLDSF	1	
288SRV-MN	88" Span Vertical FE	0.53	RINCOM, OLDCAN	1	
288SRVT	88" Span Vertical Full	0.50	RINCOM	3	

Large Format Flared End



Prices Subject to Change

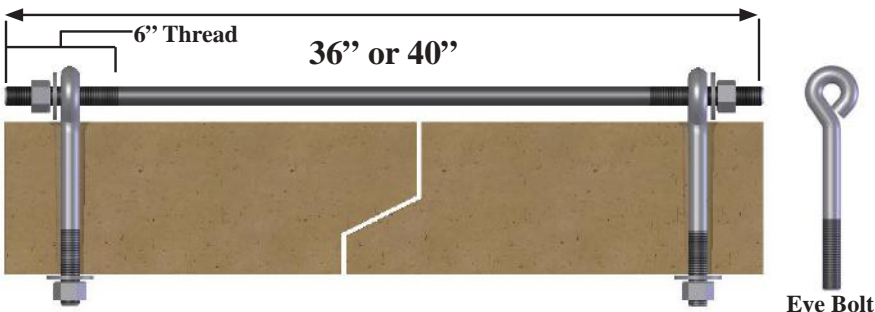


# DOUBLE EYE TIE ROD

IA DOT APPROVED - DOMESTIC PRODUCT - GALVANIZED

	Description	Rod Length	Part #	Price Less than Box Qty.	Price Box Qty.	Retail
5/8" 300/Box	5/8"x4-1/2"	36"	IA5845G			\$39.20
	5/8"x5-1/2"	36"	IA5855G			\$39.89
	5/8"x6-1/2"	36"	IA5865G			\$40.64
	5/8"x7-1/2"	36"	IA5875G			\$41.00
3/4" 240/Box	3/4"x4-1/2"	36"	IA3445G			\$57.02
	3/4"x5-1/2"	36"	IA3455G			\$58.43
	3/4"x6"	36"	IA3460G			\$59.13
	3/4"x6-1/2"	36"	IA3465G			\$59.85
	3/4"x7"	36"	IA3470G			\$60.55
	3/4"x7-1/2"	36"	IA3475G			\$61.47
	3/4"x8-1/2"	36"	IA3485G			\$62.89
	3/4"x10"	36"	IA3410G			\$65.03
1" 120/Box	1"x8-1/2"	40"	IA1085G			\$102.06
	1"x9-1/2"	40"	IA1095G			\$105.82
	1"x10-1/2"	40"	IA10105G			\$108.29
	1"x12"	40"	IA10120G			\$114.21
	1"x12-1/2"	40"	IA10125G			\$116.15
	1"x13"	40"	IA10130G			\$118.10
	1"x14"	40"	IA10140G			\$122.04
	1"x15"	40"	IA10150G			\$125.93

**\*\*For Extra Long Tie Rods to use with Energy Dissipators, add 35% to prices shown.\*\***



Each tie rod assembly includes the following fasteners:

- (4) Hex Nut, ASTM A563
- (4) USS Washers

All parts are galvanized in accordance with the requirements of ASTM F2329. All material is melted and manufactured in the USA. Certifications available upon request.

Prices Subject to Change



	Item Description	Part #	Price Less than Box Qty.	Price Box Qty.	Retail
5/8" 450/Box Pipe Size 12"-27"	5/8"x4-1/2" leg x 35" No Thread	3100			\$27.05
	5/8"x4-1/2" leg x 35"	3101			\$31.50
	5/8"x5-1/2" leg x 35"	3103			\$32.56
300/Box	5/8"x7-1/2" leg x 35"	3104			\$34.07
3/4" 240/Box Pipe Size 30"-66"	3/4"x5-1/2" leg x 35"	3105			\$42.19
	3/4"x6" leg x 35"	3106			\$43.31
	3/4"x7" leg x 35"	3107			\$43.90
	3/4"x7-1/2" leg x 35"	3108			\$44.82
	3/4"x8-1/2" leg x 35"	3109			\$45.41
	3/4"x10" leg x 35"	3120			\$48.33
1" 120/Box Pipe Size 72"-132"	1"x7-1/2" leg x 35"	3116			\$69.84
	1"x10-1/2" leg x 35"	3111			\$80.55
	1"x12" leg x 35"	3112			\$84.83
	1"x12-1/2" leg x 35"	3113			\$87.05
	1"x13" leg x 35"	3114			\$92.43
	1"x15" leg x 35"	3115			\$98.69

Ties are to be used to hold pipe sections together, not for pulling section tight.

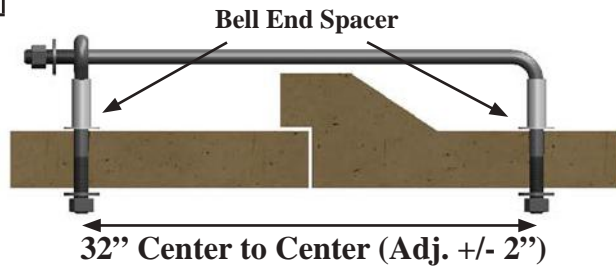
**State of Minnesota**  
 Department of Transportation  
**CONCRETE PIPE TIES**

Specification Reference	Standard Plate No.
2501 2503	3145E

APPROVED Dec. 9, 1985  
*R.H. Sullivan*  
 Assistant Division Director  
 Technical Services

Part #	Bell End Spacer Galv.	Price	Retail
BES58	5/8"x2"		\$7.38
BES341.5	3/4"x1-1/2"		\$7.76
BES34	3/4"x2-1/2"		\$8.10
BES1	1"x3-1/2"		\$11.05

Add additional leg length for bell end spacer.




Bell End Spacer

Each tie rod assembly includes the following fasteners: (3) Hex Nut, ASTM A563 and (3) USS Washers  
 All parts are galvanized in accordance with the requirements of ASTM F2329.  
 All material is melted and manufactured in the USA. Certifications available upon request.

Prices Subject to Change

## WASHINGTON COUNTY TIE ROD

STANDOFF CULVERT TIE - DOMESTIC PRODUCT - GALVANIZED

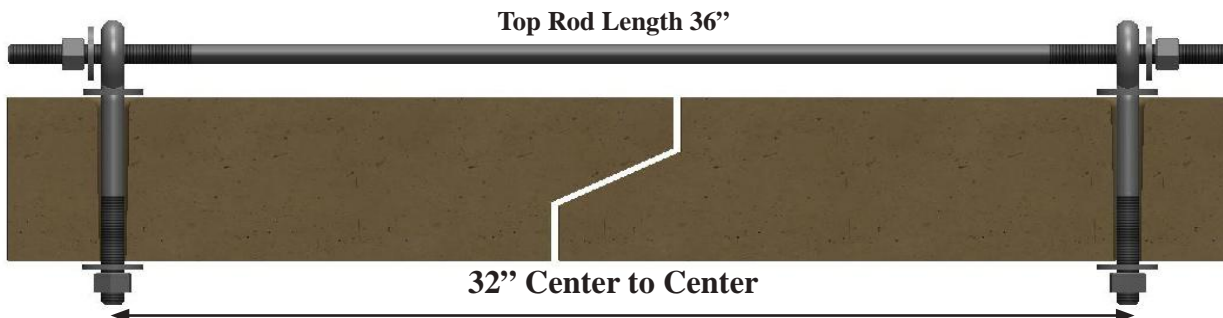


Standoff style tie bar is a system for tying together concrete culverts where a smooth inside surface is desired. Designed specifically to compensate for bell end pipe.



Part #	Box Qty.	Size	Pipe ID	Price Less than Box Qty.	Price Box Qty.	Retail
WCST5860	150	5/8"x6"	12"-30"			\$81.90
WCST3470	100	3/4"x7"	33"-48"			\$97.13
WCST3485	100	3/4"x8-1/2"	54"-66"			\$99.65
WCST10105	100	1"x10-1/2"	72"-96"			\$123.35
WCST1012	100	1"x12"	102"-120"			\$130.50

## POLK COUNTY CULVERT TIE ROD DOMESTIC PRODUCT - GALVANIZED



Part #	Box Qty.	Size	Price Less than Box Qty.	Price Box Qty.	Retail
PC3000	300	5/8"x4-1/2"			\$39.51
PC3006	240	3/4"x6"			\$60.26
PC3008	240	3/4"x7-1/2"			\$63.97
PC3009	240	3/4"x8-1/2"			\$66.60

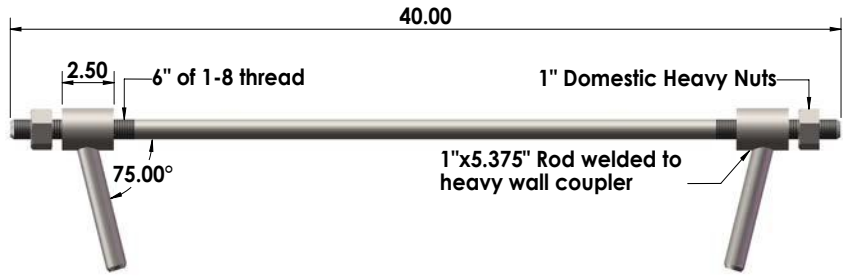
Prices Subject to Change

# HIDE-AWAY TIE RODS

DOMESTIC PRODUCT - GALVANIZED

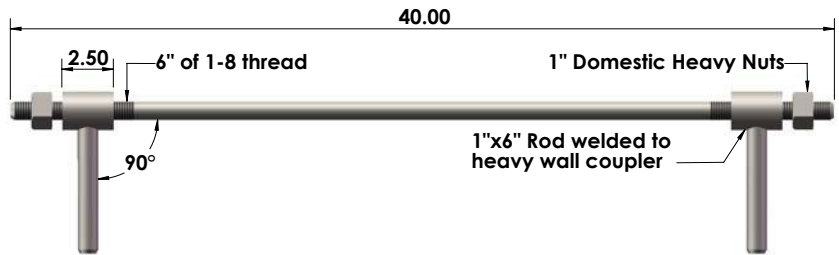


Option A 75 °				
Part #	Box Qty.	Price Less than Box Qty.	Price Box Qty.	Retail
3150G 1"x5"	150			\$110.97
3144GW 3/4"x3"	150			\$101.18
3145GW 3/4"x4"	150			\$105.32




Note: 3/4" versions include (2) F436 washers

Option B 90 °				
Part #	Box Qty.	Price Less than Box Qty.	Price Box Qty.	Retail
3151G	150			\$110.54



# WISCONSIN TIE RODS

DOMESTIC PRODUCT - GALVANIZED


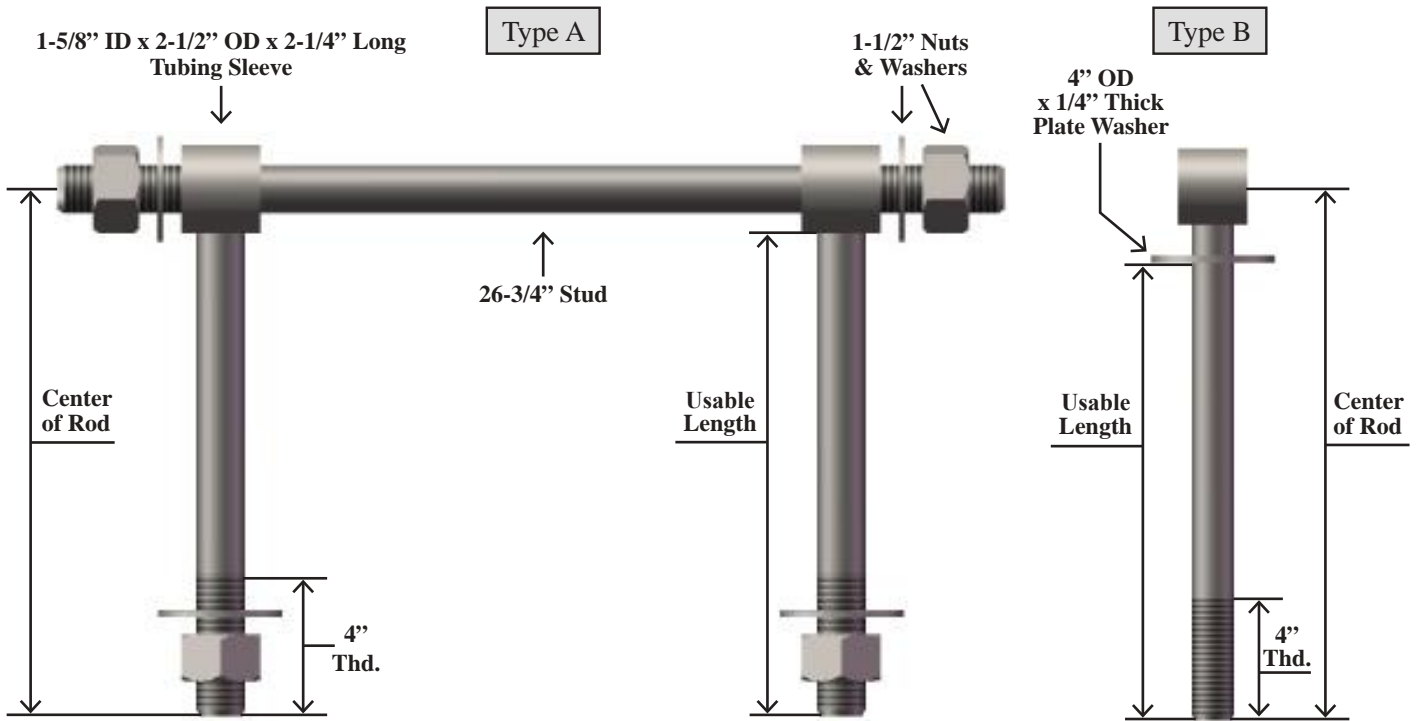


Part #	Box Qty.	Size	Price Less than Box Qty.	Price Box Qty.	Retail
WI3460G	240	3/4"x6"			\$59.13
WI3470G	240	3/4"x7"			\$60.55
WI3490G	240	3/4"x9"			\$62.89
WI10105G	120	1"x10-1/2"			\$108.29

Prices Subject to Change

# HEAVY DUTY COUPLER

STANDARD RAILROAD STYLE COUPLER TYPE A&B - GALVANIZED



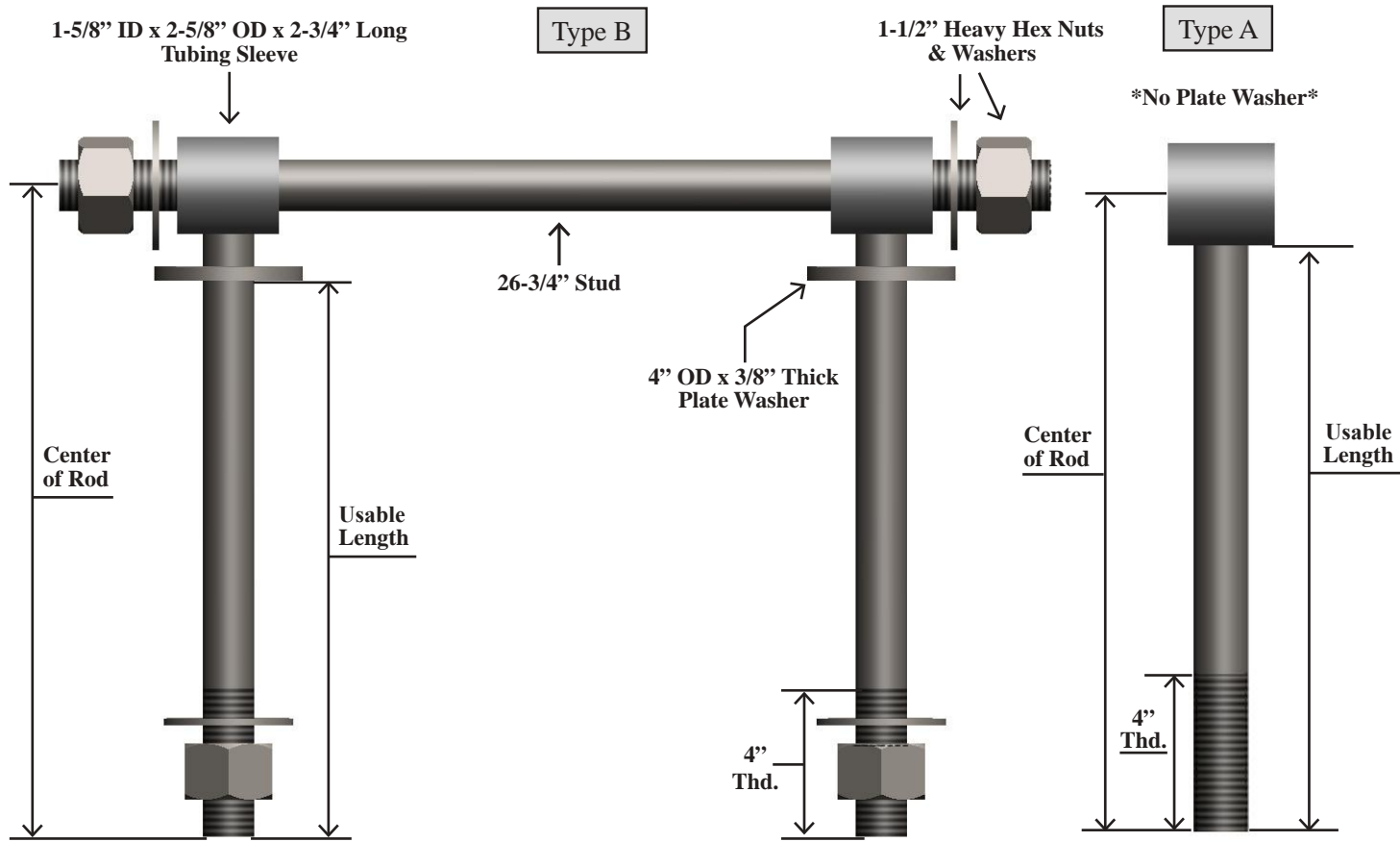
Part #	Usable Length	Center of Rod	Suggested Wall Thickness	Price	Retail
BC12A	10-5/8"	12"	8"		\$258.68
BC12B	12"	14.5"	10"		\$293.09
BC14A	12-5/8"	14"	10"		\$260.44
BC14B	14"	16.5"	12"		\$295.20
BC15A	13-5/8"	15"	11"		\$262.60
BC15B	15"	17.5"	13"		\$301.25
BC16A	14-5/8"	16"	12"		\$264.33
BC16B	16"	18.5"	14"		\$303.55

\*\*\*COUPLERS CAN BE BUILT TO YOUR SPECIFICATIONS.\*\*\*

Prices Subject to Change

# HEAVY DUTY COUPLER

EXTRA HD RAILROAD STYLE COUPLER - GALVANIZED



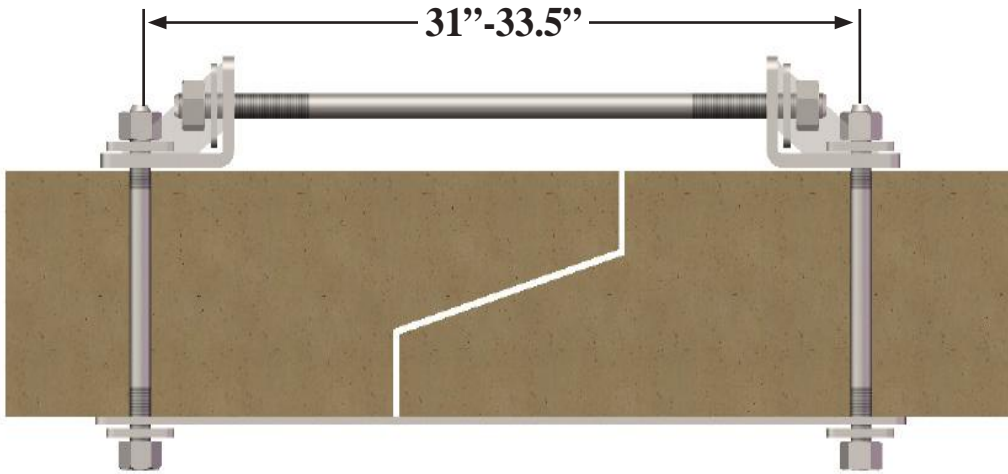
Part #	Usable Length	Center of Rod	Suggested Wall Thickness	Price	Retail
BC6BNR	6"	8.56"	2"-4"		\$284.00
BC7BNR	7"	9.56"	3"-5"		\$289.17
BC11ABNR	11"	12.31"	7"-9"		\$275.06
BC11BNR	11"	13.56"	7"-9"		\$309.83
BC15ABNR	15"	17.56"	11"-13"		\$295.72
BC15BNR	15"	17.56"	11"-13"		\$330.48
BC18ABNR	18"	20.56"	14"-16"		\$311.24

\*\*\*COUPLERS CAN BE BUILT TO YOUR SPECIFICATIONS.\*\*\*

Prices Subject to Change

## EXTRA STRONG TIE RODS

DOMESTIC PRODUCT - GALVANIZED



**Assembly Includes:**

- 1 - Top Connecting Rod
- 2 - Side Rods
- 2 - Angle Brackets
- 1 - Plate 5/16"x3"x36"
- 6 - Washers 5/16"x3"x3"
- 6 - Heavy Hex Nuts

Inside Connection Plate



Part #	Description	Price	Retail
M102814-105	Extra Strong Tie 6"-9" ASTM F1554 gr105		\$393.64
M102815-105	Extra Strong Tie 10"-12" ASTM F1554 gr105		\$407.43
M102814ANG	Angle 6"x4"x1/2"x6"		\$84.62
RD1X29GF-105	Stud 1"x29" W/Nuts & Washers gr105		\$101.70
MnDOT State Project No. FIG. 5-395.110(B) IL DOT Standard 542016, 542001-04, 542011, 542006-01			

#M102814ANG



## BAR TIES DOMESTIC PRODUCT - GALVANIZED

Part #	Description	Price	Retail
BT330	Bar Tie 3"x30"		\$71.98



Unit is made from 1/2" material and has 7/8" holes for 3/4" anchors.

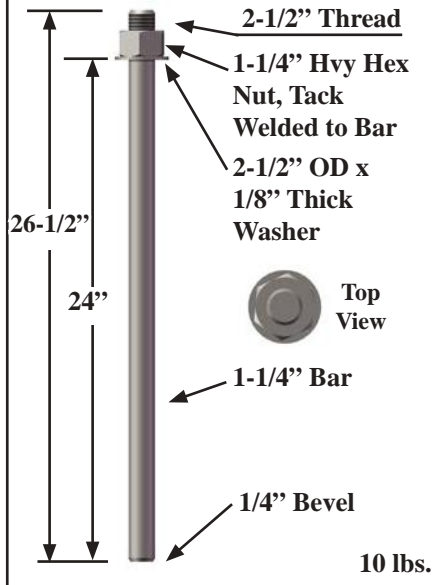
Prices Subject to Change



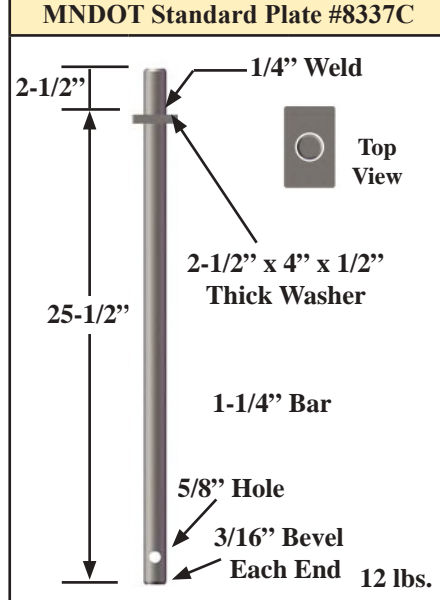
# CONNECTING PINS

MEDIAN BARRIER - DOMESTIC PRODUCT

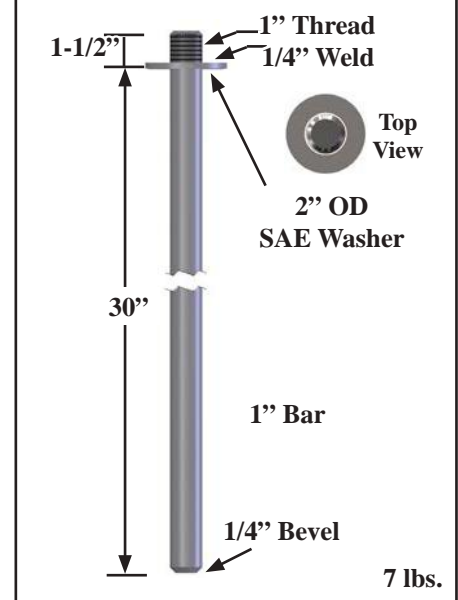
Part #:	BP1.25X26.5	-G
Qty.	Plain	Galv.
100+		
500+		
1,000+		



Part #:	BP8337C	-G
Qty.	Plain	Galv.
100+		
500+		
1,000+		

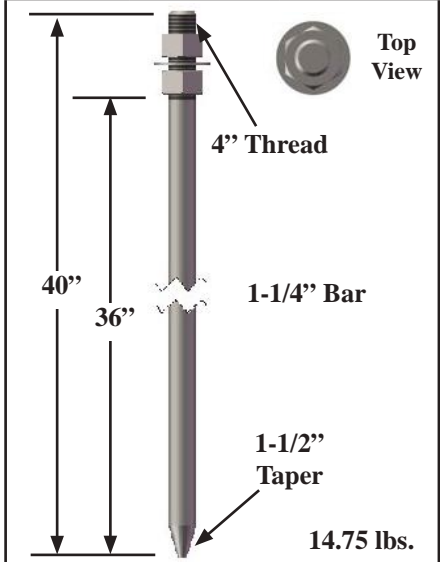


Part #:	BP1.0X31.5	-G
Qty.	Plain	Galv.
100+		
500+		
1,000+		

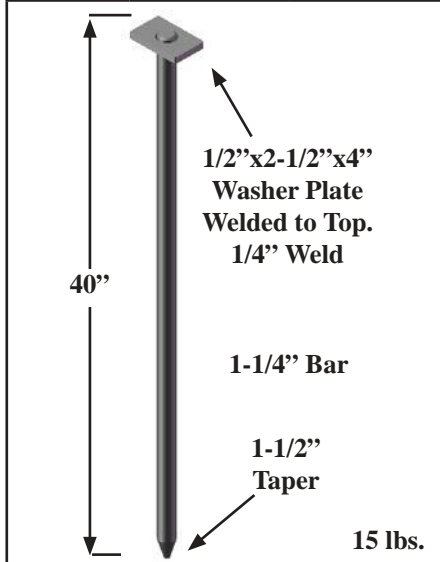


## ANCHOR PINS DOMESTIC PRODUCT - GALVANIZED

Part #:	BP1.25X40	-G
Qty.	Plain	Galv.
100+		
500+		
1,000+		



Part #:	BP1.25X40WP	-G
Qty.	Plain	Galv.
100+		
500+		
1,000+		



Prices Subject to Change

**NOTES:**  
Please inquire for material certifications at the time of quote and the time of purchasing for connecting pins and anchor pins.  
Please call for a quote on specific designs, grades and fasteners!



Can be made to your specifications.

Part #	Size	Rod Diameter	Maximum Spacing	Price Rod Style Galv.	Retail	Form/ Company
TGCMP12S-CT	12"	1/2"	6"x6"		\$236	Contech
TGCMP12S-MC	12"	1/2"	6"x6"		\$236	Metal Culverts
TGCMP15S-CT	15"	1/2"	6"x6"		\$282	Contech
TGCMP15S-MC	15"	1/2"	6"x6"		\$282	Metal Culverts
TGCMP18S-CT	18"	1/2"	6"x6"		\$416	Contech
TGCMP18S-MC	18"	1/2"	6"x6"		\$416	Metal Culverts
TGCMP21-CT	21"	5/8"	6"x6"		\$677	Contech
TGCMP21-MC	21"	5/8"	6"x6"		\$677	Metal Culverts
TGCMP24-CT	24"	5/8"	6"x6"		\$722	Contech
TGCMP24-MC	24"	5/8"	6"x6"		\$722	Metal Culverts
TGCMP27-CT	27"	5/8"	6"x6"		\$783	Contech
TGCMP27-MC	27"	5/8"	6"x6"		\$788	Metal Culverts
TGCMP30-CT	30"	5/8"	6"x6"		\$1,044	Contech
TGCMP30-MC	30"	5/8"	6"x6"		\$1,044	Metal Culverts
TGCMP35X24-CT	35"x24"	5/8"	6"x12"		\$1,890	Contech
TGCMP33-CT	33"	5/8"	6"x6"		\$1,001	Contech
TGCMP33-MC	33"	5/8"	6"x6"		\$1,001	Metal Culverts
TGCMP36-CT	36"	3/4"	6"x12"		\$1,368	Contech
TGCMP36-MC	36"	3/4"	6"x12"		\$1,368	Metal Culverts
TGCMP42-CT	42"	3/4"	6"x12"		\$1,429	Contech
TGCMP42-JJ	42"	3/4"	6"x12"		\$1,429	J&J Drainage
TGCMP48-CT	48"	3/4"	6"x12"		\$1,960	Contech
TGCMP48-JJ	48"	3/4"	6"x12"		\$1,960	J&J Drainage
TGCMP57X38-CT	57"x38"	3/4"	6"x12"		\$2,410	Contech
TGCMP54-JJ	54"	3/4"	6"x12"		\$3,321	J&J Drainage
TGCMP71X47-CT	71"x47"	1-1/4"	6"x12"		\$4,534	Contech

Prices Subject to Change

# TRASH GUARDS



CMP STEEL PIPE - DOMESTIC PRODUCT - GALVANIZED



Plate style guard design is more durable and allows for quick and easy one man install. A cordless drill & vice-grip is all that is needed for pre-install or on the job site install. Grates also have size marking for easy pipe to grate coordination.



Quick & simple installation. A cordless drill & vice-grip are all that is needed.

Part #	Size	Plate	Opening	Web	Price	Retail
TGCMP12-P	12"	1/4"	4"x6"	3/4"		\$214
TGCMP15-P	15"	1/4"	5"x7"	3/4"		\$259
TGCMP18-P	18"	1/4"	6"x8"	1"		\$394

## TRASH GUARDS BULLNOSE DOMESTIC PRODUCT - GALVANIZED

Part #	Size	Price	Retail
TG12BN	12"		\$1,051
TG15BN	15"		\$1,271
TG18BN	18"		\$1,465
TG21BN	21"		\$1,688
TG24BN	24"		\$2,057
TG29BNSP-CCP	29"		\$2,057
TG30BN	30"		\$2,693
TG36BN	36"		\$3,686
TG36BNSP-CCP	36"		\$2,448
TG42BN-CCP	42"		\$5,171
TG48BN	48"		\$5,877
TG51BN	51"		\$6,075
TG54BN	54"		\$7,632
TG60BN	60"		\$9,104
TG66BN	66"		\$9,963
TG72BN	72"		\$11,142
TG84BN	84"		\$11,711



Trash Guard Bars at 6" O.C.

Bar Size
5/8"
3/4"
1"



Prices Subject to Change

## TRASH GUARDS

PLATE STYLE - DOMESTIC PRODUCT - GALVANIZED

Part #	Plate Size	Price	Retail	Form/Company
TG12S-P	1/4"		\$214	COUMAT, FORHAW, FORSHA, FORELL, HANCOCK, WIESTE
TG12H-P	3/8"		\$248	FORHAW, FORSHA
TG15S-P	1/4"		\$259	COUMAT, FORSHA, HANCOCK
TG15H-P	3/8"		\$315	FORHAW, FORSHA
TG18S-P	1/4"		\$320	FORHAW, FORSHA, HANCOCK
TG18H-P	3/8"		\$371	FORSHA



## TRASH GUARDS ROUND PIPE - STANDARD ROD STYLE - DOMESTIC PRODUCT - GALVANIZED

Part #	Pipe Size / Bar Diameter	Price	Retail	Form / Company
TG12S-R	12" Standard - 5/8"		\$248	CONGRE, HANCOCK, FORTERRA, LOWCON
TG12S-RCCP	12" Standard - 5/8"		\$259	CONGRE, CONROM, COUNTY, FORTERRA, OLDTOP, WARWIN
TG12NE	12" Standard - 5/8"		\$281	Nebraska Style
TG15S-R	15" Standard - 5/8"		\$302	CONGRE, COUNTY, LOWCON,
TG15S-RCCP	15" Standard - 5/8"		\$302	CONROM, COUNTY, HANCOCK, OLDTOP
TG18S-R	18" Standard - 5/8"		\$329	CONGRE, ESSBRO, LOWCON
TG18S-RCCP	18" Standard - 5/8"		\$349	CONROM, COUMAT, FORTERRA, HANCOCK
TG21SU-R	21" Standard - 5/8"		\$412	CONROM, COUNTY FORTERRA, HANCOCK
TG24SU-R	24" Standard - 5/8"		\$513	CEMPIP, CONGRE, CONROM, FORTERRA, HANCOCK
TG24NE	24" Standard - 3/4"		\$698	Nebraska
TG27SU-R	27" Standard - 3/4"		\$574	CONGRE, CONROM, COUNTY, FORTERRA, HANCOCK
TG30SU-R	30" Standard - 3/4"		\$698	CONGRE, CONROM, COUNTY, FORTERRA, HANCOCK
TG30NE	30" Standard - 3/4"		\$788	Nebraska
TG33S-RC	33" Standard - 3/4"		\$718	FORSTA
TG33S-CCP	33" Standard - 3/4"		\$720	HANCOCK
TG36S-CCP	36" Standard - 3/4"		\$790	CONROM, FORTERRA
TG36S-SHAK	36" Standard - 3/4"		\$830	FORSHA
TG36SU-R	36" Standard - 3/4"		\$839	CEMPIP, CONROM, HANCOCK, FORTERRA, LOWCON

Prices Subject to Change



Part #	Pipe Size / Bar Diameter	Price	Retail	Form / Company
TG42S-CS	42" Standard - 3/4"		\$1,107	CONROM
TG42SU-R	42" Standard - 3/4"		\$1,107	CONROM, COUNTY, FORTERRA, HANCOCK, LOWCON
TG48S-RC	48" Standard - 3/4"		\$1,512	FORSTA
TG48SU-R	48" Standard - 3/4"		\$1,447	CEMPIP, FORTERRA, HANCOCK, LOWCON, OLDTOP, WIEPOR
TG42NE	42" Standard - 1"		\$1,595	Nebraska
TG48NE	48" Standard - 1"		\$1,922	Nebraska
TG54NE	54" Standard - 1"		\$2,135	Nebraska
TG54S-CS	54" Standard - 1"		\$2,162	CONROM
TG54SU-R	54" Standard - 1"		\$2,153	CONROM, FORTERRA, HANCOCK, LOWCON
TG54S-RC	54" Standard - 1"		\$2,158	FORSTA
TG54S-AMEGRE	54" Standard - 1"		\$2,147	COUGRE
TG60S-RC	60" Standard - 1"		\$2,329	FORSTA
TG60SU-R	60" Standard - 1"		\$2,331	CONROM, COUNTY, FORTERRA, HANCOCK, SCUIND
TG66SU-R	66" Standard - 1"		\$2,979	COUNTY, FORTERRA, HANCOCK
TG72SU-R	72" Standard - 1"		\$3,618	CONGRE, CONROM, COUNTY, FORTERRA
TG78S-R	78" Standard - 1"		\$4,163	FORSTA, HANHAN
TG84S-R	84" Standard - 1"		\$4,822	CONROM, COUGRE, FORELK, HANHAN, WELBRO
TG84S-CCP	84" Standard - 1"		\$4,817	COUHOL
TG90S	90" Standard - 1"		\$5,373	FORTERRA

Part #	Kit Used For:	Price:	Kits Include:
TGBKA-GD	TG 12"-21" Round, 22"-29" Span Arch		All kits are made with domestic parts only. Kits come with bolts, washers and nuts. One kit needed per trash guard.
TGBKA-GD24	TG 24" Round (4.5" Bolts)		
TGBKA-GD5.5	TG 24" Round (5.5" Bolts)		
TGBKB-GD	TG 27"-42" Round, 36"-51" Span Arch		
TGBKC-GD	TG 48"-96" Round, 59"-102" Span Arch		



Bar Size Color Code
5/8"
3/4"
1"

Prices Subject to Change

Part #	Pipe Size / Bar Diameter	Price	Retail	Form / Company
TG12H-R	12" Heavy - 3/4"		\$290	CONGRE, CORMAI, FORSTA
TG12H-RCCP	12" Heavy - 3/4"		\$288	FORTERRA
TG15H-R	15" Heavy - 3/4"		\$351	FORSTA
TG15H-RCCP	15" Heavy - 3/4"		\$349	COUIOW, FORTERRA
TG18H-R	18" Heavy - 3/4"		\$414	FORSTA
TG18H-RCCP	18" Heavy - 3/4"		\$412	CEMPIP, COUIOW, FORTERRA, HANLAK
TG21HU-R	21" Heavy - 3/4"		\$547	COUMAT, ESSBRO, FORTERRA
TG21HU-RCM	21" Heavy - 3/4"		\$547	COUROB
TG24HU-R	24" Heavy - 3/4"		\$702	CONGRE, COUNTY, FORTERRA, HANLAK
TG27HU-R	27" Heavy - 1"		\$875	COUMAT, FORTERRA
TG30HU-R	30" Heavy - 1"		\$1,022	CONROM, COUNTY, FORTERRA, HANLAK
TG33H-CCP	33" Heavy - 1"		\$1,168	COUMAT, FORSHA, FORSTA
TG33H-RC	33" Heavy - 1"		\$1,161	FORSTA
TG36H-CCP	36" Heavy - 1"		\$1,413	FORELK, FORSHA
TG36H-SHAK	36" Heavy - 1"		\$1,418	COUMAT, FORSHA
TG36HU-R	36" Heavy - 1"		\$1,411	CONROM, COUNTY, FORTERRA, HANCOCK

Part #	Kit Used For:	Price:	Kits Include:
TGBKA-GD	TG 12"-21" Round, 22"-29" Span Arch		<i>All kits are made with domestic parts only. Kits come with bolts, washers and nuts. One kit needed per trash guard.</i>
TGBKA-GD24	TG 24" Round (4.5" Bolts)		
TGBKA-GD5.5	TG 24" Round (5.5" Bolts)		
TGBKB-GD	TG 27"-42" Round, 36"-51" Span Arch		
TGBKC-GD	TG 48"-96" Round, 59"-102" Span Arch		



**Plate No. 1-28**  
STANDARD DETAILS FLARED END SECTION AND TRASHGUARD

Bar Size Color Code
5/8"
3/4"
1"
1-1/4"

Prices Subject to Change



Part #	Pipe Size / Bar Diameter	Price	Retail	Form / Company
TG42HU-R	42" Heavy - 1"		\$1,886	COUNTY, FORTERRA
TG48H-RC	48" Heavy - 1"		\$2,156	FORSTA
TG48HU-R	48" Heavy - 1"		\$2,160	AMEVAL, COUMAT, FORTERRA, HANCOCK
TG54H-RC	54" Heavy - 1-1/4"		\$3,024	FORSTA
TG54HU-R	54" Heavy - 1-1/4"		\$3,020	COUNTY, FORTERRA, HANLAK
TG60H-RC	60" Heavy - 1-1/4"		\$3,319	FORSTA
TG60HU-R	60" Heavy - 1-1/4"		\$3,312	COUNTY, FORTERRA, HANCOCK
TG66HU-R	66" Heavy - 1-1/4"		\$4,111	COUIOW, FORTERRA
TG72HU-R	72" Heavy - 1-1/4"		\$4,952	CONROM, COUMAT, FORTERRA, HANCOCK
TG78HU-R	78" Heavy - 1-1/4"		\$6,235	COUMAT, FORMAR, HANLAK
TG84H	84" Heavy - 1-1/4"		\$7,677	FORMAR
TG90H	90" Heavy - 1-1/4"		\$8,375	FORMAR

Part #	Kit Used For:	Price:	Kits Include:
TGBKA-GD	TG 12"-21" Round, 22"-29" Span Arch		<i>All kits are made with domestic parts only. Kits come with bolts, washers and nuts. One kit needed per trash guard.</i>
TGBKA-GD24	TG 24" Round (4.5" Bolts)		
TGBKA-GD5.5	TG 24" Round (5.5" Bolts)		
TGBKB-GD	TG 27"-42" Round, 36"-51" Span Arch		
TGBKC-GD	TG 48"-96" Round, 59"-102" Span Arch		

Bar Size Color Code
5/8"
3/4"
1"
1-1/4"

Plate No. 1-28
STANDARD DETAILS FLARED END SECTION AND TRASHGUARD



Prices Subject to Change

Part #	Pipe Size / Bar Diameter	Price	Retail	Form / Company
TG22SPS-P	22" Span Standard - 1/4" Plate Style		\$459	COUMAT, FORELK, FORHEL
TG22SPS-R	22" Span Standard - 5/8"		\$461	COUMAT, FORTERRA
TG29SPS-CCP	29" Span Standard - 5/8"		\$529	COUMAT, FORTERRA, HANCOCK
TG29SPS-RCC	29" Span Standard - 5/8"		\$554	FORSTA
TG36SPS-RC	36" Span Standard - 3/4"		\$641	FORSTA
TG36SPS-CCP	36" Span Standard - 3/4"		\$677	FORTERRA
TG44SPS-CCP	44" Span Standard - 3/4"		\$864	FORTERRA
TG44SPS-RC	44" Span Standard - 3/4"		\$857	FORSTA
TG51SPS-RC	51" Span Standard - 3/4"		\$1,199	COUGRE, FORSTA
TG51SPS-R	51" Span Standard - 3/4"		\$1,206	HANCOCK, FORTERRA
TG59SPS-RC	59" Span Standard - 3/4"		\$1,240	FORSTA
TG59SPS-R	59" Span Standard - 3/4"		\$1,244	COUMAT, FORTERRA, HANHAN
TG65SPS-R	65" Span Standard - 1"		\$2,097	HANCOCK
TG73SPS-CCP	73" Span Standard - 1"		\$2,417	COUMAT, FORELK, HANCAN
TG73SPS-RCC	73" Span Standard - 1"		\$2,417	FORSTA
TG88SPS	88" Span Standard - 1"		\$3,481	FORMEN
TG102SPS-CCP	102" Span Standard - 1"		\$5,112	FORELK

Part #	Kit Used For:	Price:	Kits Include:
TGBKA-GD	TG 12"-21" Round, 22"-29" Span Arch		<i>All kits are made with domestic parts only. Kits come with bolts, washers and nuts. One kit needed per trash guard.</i>
TGBKA-GD24	TG 24" Round (4.5" Bolts)		
TGBKA-GD5.5	TG 24" Round (5.5" Bolts)		
TGBKB-GD	TG 27"-42" Round, 36"-51" Span Arch		
TGBKC-GD	TG 48"-96" Round, 59"-102" Span Arch		



*\*\*\*Due to variations in forms & span design, prices for arch apron guards may vary. Please send detail specs when ordering Span Apron Guards.\*\*\**

Bar Size Color Code
5/8"
3/4"
1"
1-1/4"

Prices Subject to Change

Part #	Pipe Size / Bar Diameter	Price	Retail	Form / Company
TG22SPH-RC	22" Span Heavy - 3/4"		\$648	FORSTA
TG22SPH	22" Span Heavy - 3/4"		\$650	FORTERRA, HANCOCK
TG22SPH-P	22" Span Hvy Plate Style - 3/8"		\$650	FORELK
TG29SPH-CCP	29" Span Heavy - 3/4"		\$727	COUMAT, FORTERRA
TG29SPH-RCC	29" Span Heavy - 3/4"		\$727	FORSTA
TG29SPH-SF	29" Span Heavy - 3/4"		\$727	COUMAT
TG36SPH-RC	36" Span Heavy - 1"		\$986	FORSTA
TG36SPH-CCP	36" Span Heavy - 1"		\$988	COUNTY, FORTERRA, HANLAK
TG44SPH-CCP	44" Span Heavy - 1"		\$1,460	FORTERRA, HANCOCK
TG44SPH-RCC	44" Span Heavy - 1"		\$1,460	FORSTA
TG51SPH-CCP	51" Span Heavy - 1"		\$1,935	FORTERRA, HANCOCK
TG51SPH-RC	51" Span Heavy - 1"		\$1,937	FORSTA
TG59SPH-CCP	59" Span Heavy - 1"		\$1,996	COUMAT, FORTERRA
TG59SPH-RC	59" Span Heavy - 1"		\$1,996	FORSTA
TG65SPH-R	65" Span Heavy - 1-1/4"		\$3,173	FORMAR
TG73SPH-CCP	73" Span Heavy - 1-1/4"		\$3,733	FORMAR, HANCOCK
TG73SPH-RCC	73" Span Heavy - 1-1/4"		\$3,731	FORSTA
TG88SPH	88" Span Heavy - 1-1/4"		\$5,218	FORMAR, HANHAN
TG102SPH	102" Span Heavy - 1-1/4"		\$6,881	FORELK, FORMAR

Part #	Kit Used For:	Price:	Kits Include:
TGBKA-GD	TG 12"-21" Round, 22"-29" Span Arch		<i>All kits are made with domestic parts only. Kits come with bolts, washers and nuts. One kit needed per trash guard.</i>
TGBKA-GD24	TG 24" Round (4.5" Bolts)		
TGBKA-GD5.5	TG 24" Round (5.5" Bolts)		
TGBKB-GD	TG 27"-42" Round, 36"-51" Span Arch		
TGBKC-GD	TG 48"-96" Round, 59"-102" Span Arch		



**\*\*\*Due to variations in forms & span design, prices for arch apron guards may vary. Please send detail specs when ordering Span Apron Guards.\*\*\***

Bar Size Color Code
5/8"
3/4"
1"
1-1/4"

Prices Subject to Change

Part #	Pipe Size / Bar Diameter	Price	Retail	Form / Company
TG14X23AMGB	14"x23" Elliptical - 3/4"		\$619	CONGRE, COUMAD
TG19X30AMGB	19"x30" Elliptical - 3/4"		\$639	CONGRE, CONROM, SCUIND
TG24X38AMGB	24"x38" Elliptical - 3/4"		\$866	CONGRE, CONROM, LOWCON
TG29X45AMGB	29"x45" Elliptical- 3/4"		\$1,231	CONGRE, CONROM
TG34X53AMGB	34"x53" Elliptical - 1"		\$1,699	CONGRE, CONROM
TG38X60AMGB	38"x60" Elliptical - 1"		\$1,755	CONGRE, CONROM
TG43X68AMGB	43"x68" Elliptical - 1"		\$2,041	COUMAD, CONROM
TG48X76AMGB	48"x76" Elliptical - 1"		\$2,345	COUMAD, CONROM
TG53X83CMMP	53"x83" Elliptical - 1"		\$5,515	COUMAD
TG90X113E	90"x113" Elliptical - 1"		\$3,022	COUMAT

Part #	Kit Used For:	Price:	Kits Include:
TGBKA-GD	TG 12"-21" Round, 22"-29" Span Arch		<i>All kits are made with domestic parts only. Kits come with bolts, washers and nuts. One kit needed per trash guard.</i>
TGBKA-GD24	TG 24" Round (4.5" Bolts)		
TGBKA-GD5.5	TG 24" Round (5.5" Bolts)		
TGBKB-GD	TG 27"-42" Round, 36"-51" Span Arch		
TGBKC-GD	TG 48"-96" Round, 59"-102" Span Arch		



Bar Size Color Code
5/8"
3/4"
1"

Prices Subject to Change

# ILLINOIS TRASH GUARDS

FLAT IRON - DOMESTIC PRODUCT - GALVANIZED



## Standard Illinois Style

Pipe Size	Flat Iron Part #	Flat Iron Price	Flat Iron Retail
12"	TG12IL-F		\$448
15"	TG15IL-F		\$513
18"	TG18IL-F		\$562
21"	TG21IL-F		\$706
24"	TG24IL-F		\$786
27"	TG27IL-F		\$1,056
30"	TG30IL-F		\$1,099
36"	TG36IL-F		\$1,351
42"	TG42IL-F		\$1,698
48"	TG48IL-F		\$1,870
54"	TG54IL-F		\$2,088
60"	TG60IL-F		\$2,330
66"	TG66IL-F		\$2,803
72"	TG72IL-F		\$3,254

**NOTE:**  
Galvanized  
Fastener Pkg.  
Included  
with each  
Trash Guard

1 - 1"x6-1/2" Bolt  
1 - 1" USS Washer  
1 - 4"x4"x1/4" Washer  
1 - 1" Hex Nut

## Naperville Style

Pipe Size	Flat Iron Part #	Flat Iron Price	Flat Iron Retail
12"	TG12IL-F-83		\$703
15"	TG15IL-F-83		\$863
18"	TG18IL-F-83		\$872
21"	TG21IL-F-83		\$1,032
24"	TG24IL-F-83		\$1,207
27"	TG27IL-F-83		\$1,765
30"	TG30IL-F-83		\$1,827
36"	TG36IL-F-83		\$2,164
42"	TG42IL-F-83		\$2,705
48"	TG48IL-F-83		\$2,941
54"	TG54IL-F-83		\$3,144
60"	TG60IL-F-83		\$3,469
72"	TG72IL-F-83		\$4,685

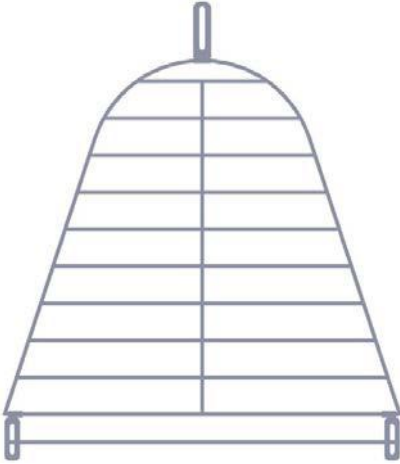
**NOTE: Guards are designed around IL standard 542311.**

Prices Subject to Change

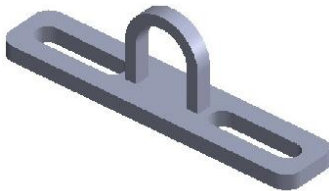


# DEL DOT TRASH GUARDS

DELAWARE STYLE - DOMESTIC PRODUCT - GALVANIZED



Part #	Size	Bar Size	Price	Retail
TG12DEL	12"	5/8"		\$360
TG15DEL	15"	5/8"		\$365
TG18DEL	18"	5/8"		\$412
TG21DEL	21"	5/8"		\$511
TG24DEL	24"	5/8"		\$650
TG27DEL	27"	5/8"		\$709
TG30DEL	30"	5/8"		\$806
TG36DEL	36"	3/4"		\$1,076
TG42DEL	42"	3/4"		\$1,395
TG48DEL	48"	3/4"		\$1,789
TG54DEL	54"	3/4"		\$1,982
TG60DEL	60"	3/4"		\$2,158



Top Hasp included with Trash Guards. Part

Span / Arch				
Part #	Size	Bar Size	Price	Retail
TG14X23DEL	14"x23"	5/8"		\$596
TG19X30DEL	19"x30"	5/8"		\$727
TG22X34DEL	22"x34"	5/8"		\$761
TG24X38DEL	24"x38"	5/8"		\$898
TG29X45DEL	29"x45"	3/4"		\$1,159
TG34X53DEL	34"x53"	3/4"		\$1,517
TG43X68DEL	43"x68"	1"		\$2,205

Bar Size Color Code
5/8"
3/4"
1"

Prices Subject to Change



# DEL DOT PIPE GUARDS

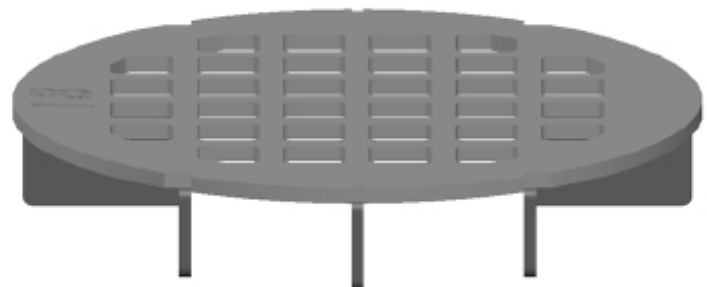
OUTLET SCREEN OPEN BOTTOM - DOMESTIC PRODUCT - GALVANIZED

Part #	Pipe ID	Grate OD	Price	Retail
OSOB12	12"	16"		\$253
OSOB15	15"	19-1/2"		\$279
OSOB18	18"	23"		\$302
OSOB24	24"	30"		\$482
OSOB30	30"	37"		\$599
OSOB36	36"	44"		\$866
OSOB42	42"	51"		\$1,169



## BELL END GRATES DOMESTIC PRODUCT - GALVANIZED

Part #	Pipe Size	Grate OD	Grate Height	Opening Size	Price	Retail
BEG12	12"	15.4"	3.5"	2"		\$311
BEG15	15"	18.6"	3.5"	2"		\$410
BEG18	18"	22"	3.5"	2"		\$615
BEG24	24"	29"	4.0"	2"		\$935
Grates fit inside the Bell End of pipe.						




Prices Subject to Change

## OUTLET SCREENS

CMP AND HDPE SCREENS - DOMESTIC PRODUCT - GALVANIZED

Outside Pipe



Part #	Pipe Size	Grate OD	Price 1/4" Plate	Retail
OS12	12"	14"		\$191
OS12-1 1" Openings	12"	14"		\$226
OS15	15"	17"		\$220
OS18	18"	20"		\$255
OS24	24"	26"		\$385
OS24-1 1" Openings	24"	26"		\$467
OS30	30"	32"		\$596
OS36	36"	38"		\$813
OS48	48"	50"		\$1,277

Inside Pipe



Part #	Pipe Size	Grate OD	Price 1/4" Plate	Retail
OS12IS	12"	11-1/2"		\$191
OS15IS	15"	14-1/2"		\$220
OS18IS	18"	17-1/2"		\$255
OS24IS	24"	23-1/2"		\$385
OS30IS	30"	29-1/2"		\$596
OS36IS	36"	35-1/2"		\$813
OS48IS	48"	47-1/2"		\$1,277


Outlet Screens are designed to mount on an inlet or outlet pipe and prevent small debris from passing through. Screens are available as inside or outside mounting. Outside mounts are sized to fit CMP. Inside mounts can be installed in any style of pipe.

- Plate design is durable and clean
- 1/4" plate thickness
- Typ openings are 2" but also available as 1" and custom sizes
- Includes 4 mounting tabs for bolts or self drilling screws
- Galvanized steel construction.
- Can be made from aluminum or stainless steel.

Prices Subject to Change

# BARREL PIPE GRATES


4:1 PRECAST CONCRETE APRONS - DOMESTIC PRODUCT



Part #	Apron Size	# Cross Pipes	Long	Bottom Cross Pipe	Top Cross Pipe	Price	Retail
PG12-3132A	12"	1					\$548
PG15-3132A	15"	1					\$597
PG18-3132A	18"	1					\$653
PG21-3132A	21"	1					\$788
PG24-3132A	24"	1	94"	22"x90°			\$903
PG27-3132A	27"	1					\$1,083
PG30-3132A	30"	1	96"	25"x90°			\$1,215
PG33-3132A	33"	1					\$1,284
PG36-3132A	36"	1	112"	29"x80°			\$1,389
PG42-3132A	42"	1	140"	37"x86°			\$1,740
PG42-3132AMN	42"	1	140"	37"x86°			\$2,009
PG48-3132A	48"	1	174"	42"x86°			\$2,029
PG54-3132A	54"	2	190"	51"x86°	69"		\$2,896
PG54-3132A-RC	54"						\$2,787
PG60-3132A	60"	2	226"	52"x86°	76"		\$3,211
PG66-3132A	66"	2					\$3,529
PG72-3132A	72"	2	276"	53"x85°	90"		\$3,930
PG84-3132A	84"						\$4,261
PG90-3132A	90"						\$4,570



U-Bolt Design




- Constructed of 3" Sch 40 pipe and galvanized.
- Upper cross pipe to have firm contact with apron & longitudinal pipe
- Two longitudinal pipes equally spaced required on 72" diameter apron
- Bent or cut and welded pipe

Prices Subject to Change

# FLARED END VEHICLE SAFETY GRATES

FOR CENTERLINE CONCRETE CULVERTS

Round	Span	Price	Retail
12" PG12-RD			\$788
15" PG15-RD			\$870
18" PG18-RD	22" PG22-SP		\$1,336
21" PG21-RD			\$1,510
24" PG24-RD	29" PG29-SP		\$1,573
27" PG27-RD			\$1,589
30" PG30-RD	36" PG36-SP		\$1,638
33" PG33-RD			\$1,691
36" PG36-RD	44" PG44-SP		\$1,779
42" PG42-RD	51" PG51-SP		\$2,117
48" PG48-RD	59" PG59-SP		\$2,308
54" PG54-RD	65" PG65-SP		\$2,649
60" PG60-RD	73" PG73-SP		\$2,905
66" PG66-RD			\$3,020
72" PG72-RD	88" PG88-SP		\$3,217
78" PG78-RD			\$3,605
84" PG84-RD			\$3,775
90" PG90-RD			\$4,284



- Constructed of 3" Sch 40 pipe and galvanized.
- Cross Pipe (with Angle Brackets) mount to side of pipe
- Vertical Pipe (bent) attach to top of pipe
- Equal spacing - Not To Exceed 24" c/c

Pipe Requirements		
Pipe Size	Cross Pipe*	Vertical Pipe**
12"-36" Round	1	2
40"-60" Round	1	3
37"-45" Round	1	3
66"-78" Round	1	4
52"-74" Span	1	4
84"-90" Round	1	5
89"-104" Span	1	5

Prices Subject to Change

# SAFETY APRON GRATES

CORRUGATED METAL PIPE - DOMESTIC PRODUCT - GALVANIZED

Pipe Diameter	Part # Galv.	Slope	Price	Retail
18"	SG18413128	4:1		\$420
12"	SG12613128	6:1		\$265
15"	SG15613128	6:1		\$351
18"	SG18613128	6:1		\$509
18"	SG18A613128	6:1		\$607
24"	SG24613128	6:1		\$1,539
30"	SG30613128	6:1		\$2,118
36"	SG36613128	6:1		\$2,502
48"	SG48613128	6:1		\$3,093
12"	SG121013128	10:1		\$388
15"	SG151013128	10:1		\$620
18"	SG181013128	10:1		\$870



Optional  
Anti-theft  
Tab




**MN DOT Std.  
Plate 3128H**

## SAFETY GRATES - ROYAL STYLE DOMESTIC PRODUCT - GALVANIZED

Apron Size	4:1 Slope 12" CC 1-1/2" Bar	Price
18"	SG1841R	
24"	SG2441R	
30"	SG3041R	
36"	SG3641R	

Apron Size	6:1 Slope 12" CC 1-1/2" Bar	Price
12"	SG1261R	
15"	SG1561R	
18"	SG1861R	
24"	SG2461R	
30"	SG3061R	
36"	SG3661R	



Top  
Mount  
Tab




## RODENT SHIELDS AND RETAINING RODS DOMESTIC PRODUCT - GALVANIZED

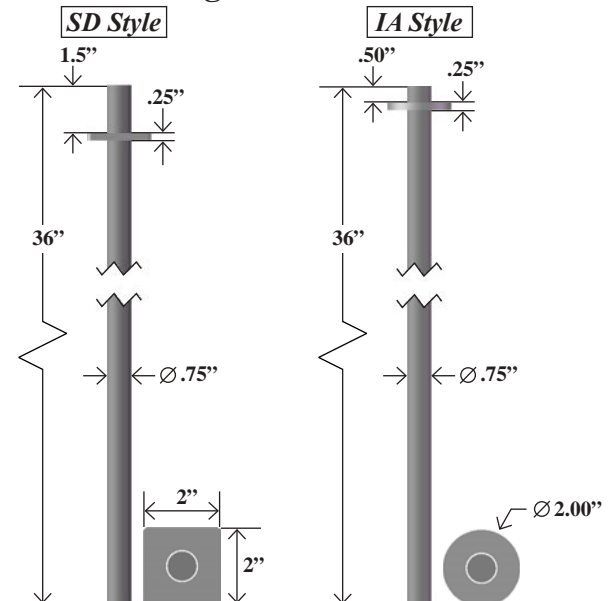
Part #	Description	Price
RS3131CH-4	Rodent Shield 4"	
RS3131CH-6	Rodent Shield 6"	
RS3131CH-8	Rodent Shield 8"	
RS3131CH-8-EU	Rodent Shield 8"	
RR34X36SD	Retaining Rod 3/4"x36"	1-249
RR34X36IA		250+
		1000+

### Rodent Shields

Haala Alternative for  
MNDOT Std. Plate  
No. 3131C



### Retaining Rods 3/4"x36"

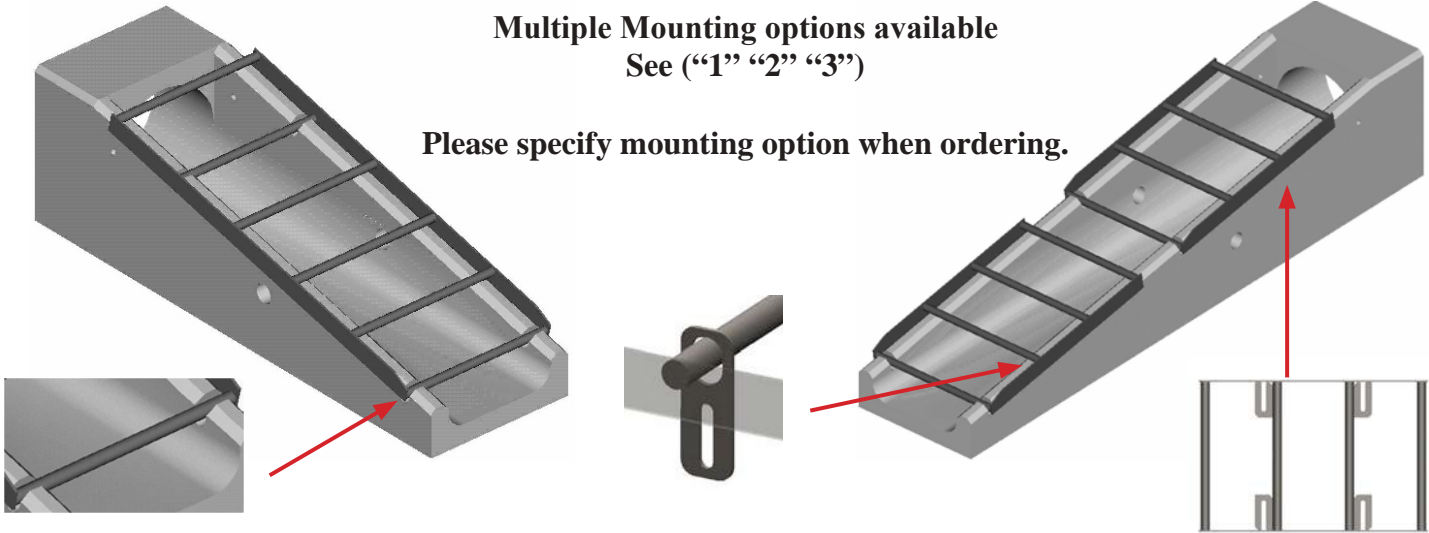


Prices Subject to Change



Multiple Mounting options available  
See ("1" "2" "3")

Please specify mounting option when ordering.



**Option "1"**  
Fits to Pre-Formed Notch

**Option "2"**  
Side Mount Tab

**Option "3"**  
Top Mount Tab

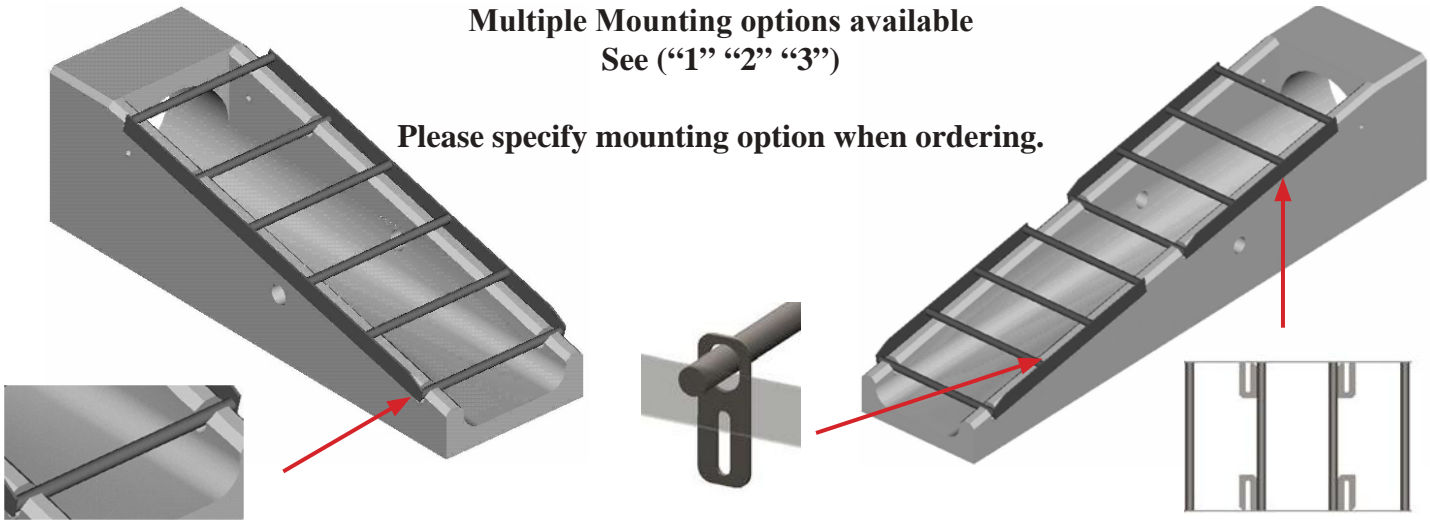
Apron Size	4:1 Slope 12" CC 1-1/2" Bar Option 1	4:1 Slope 12" CC 1-1/2" Bar Option 2	4:1 Slope 12" CC 1-1/2" Bar Option 3	Price	Retail
12"	SG1241A-1	SG1241A-2	SG1241A-3		\$734
15"	SG1541A-1	SG1541A-2	SG1541A-3		\$734
18"	SG1841A-1	SG1841A-2	SG1841A-3		\$734
24"	SG2441A-1	SG2441A-2	SG2441A-3		\$924
30"	SG3041A-1	SG3041A-2	SG3041A-3		\$1,125
36"	SG3641A-1	SG3641A-2	SG3641A-3		\$1,686
42"	SG4241A-1	SG4241A-2	SG4241A-3		\$1,888
48"	SG4841A-1	SG4841A-2	SG4841A-3		\$2,734
Apron Size	4:1 Slope 6" CC 1-1/4" Bar Option 1	4:1 Slope 6" CC 1-1/4" Bar Option 2	4:1 Slope 6" CC 1-1/4" Bar Option 3	Price	Retail
12"	SG1241B-1	SG1241B-2	SG1241B-3		\$863
15"	SG1541B-1	SG1541B-2	SG1541B-3		\$863
18"	SG1841B-1	SG1841B-2	SG1841B-3		\$863
24"	SG2441B-1	SG2441B-2	SG2441B-3		\$1,047
30"	SG3041B-1	SG3041B-2	SG3041B-3		\$1,292
36"	SG3641B-1	SG3641B-2	SG3641B-3		\$1,922
42"	SG4241B-1	SG4241B-2	SG4241B-3		\$2,204
48"	SG4841B-1	SG4841B-2	SG4841B-3		\$3,315

Prices Subject to Change



Multiple Mounting options available  
See ("1" "2" "3")

Please specify mounting option when ordering.



**Option "1"**  
Fits to Pre-Formed Notch

**Option "2"**  
Side Mount Tab

**Option "3"**  
Top Mount Tab


Apron Size	6:1 Slope 12" CC 1-1/2" Bar Option 1	6:1 Slope 12" CC 1-1/2" Bar Option 2	6:1 Slope 12" CC 1-1/2" Bar Option 3	Price	Retail
12"	SG1261A-1	SG1261A-2	SG1261A-3		\$892
15"	SG1561A-1	SG1561A-2	SG1561A-3		\$892
18"	SG1861A-1	SG1861A-2	SG1861A-3		\$892
24"	SG2461A-1	SG2461A-2	SG2461A-3		\$1,329
30"	SG3061A-1	SG3061A-2	SG3061A-3		\$1,744
36"	SG3661A-1	SG3661A-2	SG3661A-3		\$2,518
42"	SG4261A-1	SG4261A-2	SG4261A-3		\$2,797
48"	SG4861A-1	SG4861A-2	SG4861A-3		\$4,029
Apron Size	6:1 Slope 6" CC 1-1/4" Bar Option 1	6:1 Slope 6" CC 1-1/4" Bar Option 2	6:1 Slope 6" CC 1-1/4" Bar Option 3	Price	Retail
12"	SG1261B-1	SG1261B-2	SG1261B-3		\$1,007
15"	SG1561B-1	SG1561B-2	SG1561B-3		\$1,007
18"	SG1861B-1	SG1861B-2	SG1861B-3		\$1,007
24"	SG2461B-1	SG2461B-2	SG2461B-3		\$1,508
30"	SG3061B-1	SG3061B-2	SG3061B-3		\$1,911
36"	SG3661B-1	SG3661B-2	SG3661B-3		\$2,797
42"	SG4261B-1	SG4261B-2	SG4261B-3		\$3,229
48"	SG4861B-1	SG4861B-2	SG4861B-3		\$4,898

**NOTE: Galvanized per spec. 3394 after fabrication. Safety apron shall be constructed of structural steel per spec. 3306. All cross bars shall be welded all around to steel plate frame.**

Prices Subject to Change

# CONE GRATE TRASHRACK

SIDE MOUNT STYLE - DOMESTIC PRODUCT - GALVANIZED



Side Mount with Brackets



Fastener Detail



Also available with Anti-Vortex Plate. Call for pricing.

- 6" Max. opening between vertical bars.
- \* Grates 72" and larger are built in two pieces for easy installation. Bolt together design.

Part #	Pipe ID	Pipe OD	Grate OD	Bar Dia.	Grate Height	Wall Thickness	Mounting Brackets	Price	Retail
CGSM30	30"	37"	46"	3/4"	12"	3-1/2"	4		\$1,343
CGSM33	33"	37-1/2"	50"	3/4"	12"	3-3/4"	4		\$1,371
CGSM36	36"	44"	54-1/2"	3/4"	12"	4"	4		\$1,417
CGSM42	42"	51"	61"	3/4"	12"	4-1/2"	4		\$1,655
CGSM48	48"	58"	70"	3/4"	12"	5"	4		\$1,906
CGSM54	54"	65"	77"	3/4"	18"	5-1/2"	4		\$2,154
CGSM60	60"	72"	84"	3/4"	18"	6"	6		\$2,471
CGSM66	66"	79"	92"	3/4"	18"	6-1/2"	8		\$2,802
CGSM72	72"	86"	98"	3/4"	18"	7"	8		\$3,196
CGSM78	78"	93"	101"	3/4"	24"	7-1/2"	8		\$3,750
CGSM84	84"	100"	110"	3/4"	24"	8"	8		\$4,986
CGSM96	96"	114"	126"	3/4"	24"	9"	8		\$5,322
CGSM108	108"	128"	140-1/2"	1"	36"	10"	8		\$6,180
CGSM120	120"	140"	154"	1"	36"	11"	8		\$6,878

Prices Subject to Change

# CONE GRATE TRASHRACK

TOP MOUNT STYLE - DOMESTIC PRODUCT - GALVANIZED



Also available with  
Anti-Vortex Plate. Call for pricing.

- 6" Max. opening between vertical bars.
- \* Grates 84" and larger are built in two pieces for easy installation. Bolt together design.

Part #	Pipe ID	Pipe OD	Grate OD	Bar Dia.	Grate Height	Wall Thickness	Suggested Anchors	Price	Retail
CG12TM	12"	16"	16"	5/8"	8"	2"	4		\$301
CG15TM	15"	19.5"	19"	5/8"	8"	2-1/4"	4		\$325
CG18TM	18"	23"	23"	5/8"	8"	2-1/2"	4		\$433
CG21TM	21"	27"	26"	5/8"	8"	2-3/4"	4		\$552
CG24TM	24"	30"	28"	3/4"	8"	3"	4		\$687
CG27TM	27"	34"	32"	3/4"	8"	3-1/4"	4		\$841
CG30TM	30"	37"	35"	3/4"	12"	3-1/2"	4		\$1,007
CG33TM	33"	40"	39"	3/4"	12"	3-3/4"	4		\$1,109
CG36TM	36"	44"	41"	3/4"	12"	4"	4		\$1,211
CG42TM	42"	51"	47"	3/4"	12"	4-1/2"	4		\$1,368
CG48TM	48"	58"	55"	3/4"	12"	5"	4		\$1,539
CG48TMD	48"	58"	55"	3/4"	12"	5"	4		\$2,102
CG54TM	54"	65"	59"	3/4"	12"	5-1/2"	4		\$1,837
CG60TM	60"	72"	69"	1"	18"	6"	8		\$2,110
CG60TMD	60"	72"	69"	1"	18"	6"	8		\$2,673
CG66TM	66"	79"	73"	1"	18"	6-1/2"	8		\$2,394
CG72TM	72"	86"	82"	1"	18"	7"	8		\$2,727
CG72TMD	72"	86"	82"	1"	18"	7"	8		\$3,290
CG78TM	78"	93"	86"	1"	24"	7-1/2"	8		\$3,582
CG84TM	84"	100"	95"	1"	24"	8"	8		\$4,181
CG96TM	96"	114"	108"	1"	24"	9-3/4"	8		\$5,054
CG108TM	108"	128"	122"	1"	36"	10"	8		\$5,873
CG120TM	120"	140"	134"	1"	36"	11"	8		\$6,534

Part #	Wedge Anchors	Price	Retail
52010	1/2"x3-3/4" Zinc		\$5.49
52060	1/2"x3-3/4" Stainless Steel		\$11.70

Prices Subject to Change

## RAISED CONE GRATES

DOMESTIC PRODUCT - GALVANIZED



*Also available with Anti-Vortex Plate. Call for pricing.*


Part #	Pipe ID	Pipe OD	Grate OD	Wall Thickness	Max Opening	Grate Height	Suggested Anchors	Price	Retail
RCG24	24"	30"	29"	3"	6"x11"	20"	4		\$1,421
RCG27	27"	34"	33"	3-1/4"	6"x12"	20"	4		\$1,598
RCG30	30"	37"	36"	3-1/2"	6"x12"	24"	4		\$1,777
RCG33	33"	37"	36"	3-3/4"	6"x11"	24"	4		\$2,220
RCG36	36"	44"	43"	4"	6"x10"	24"	4		\$2,663
RCG42	42"	51"	50"	4-1/2"	6"x12"	24"	4		\$3,263
RCG48	48"	58"	56"	5"	6"x10"	24"	4		\$3,859
RCG54	54"	65"	61"	5-1/2"	6"x10"	24"	4		\$4,528
RCG60	60"	72"	71"	6"	6"x10"	36"	8		\$5,356
RCG66	66"	79"	78"	6-1/2"	6"x10"	36"	8		\$7,409
RCG72	72"	86"	85"	7"	6"x10"	36"	8		\$8,284
RCG78	78"	93"	92"	7-1/2"	6"x11"	48"	8		\$10,081
RCG84	84"	100"	96.5"	8"	6"x10"	48"	8		\$11,147
RCG96	96"	114"	113"	9-3/4"	6"x10"	48"	8		\$14,783
RCG108	108"	128"	127"	10"	6"x11"	60"	8		\$18,392
RCG120	120"	140"	139"	11"	6"x10"	60"	8		\$27,956

\* 84" and larger are built in two pieces for easy installation. Bolt together design.

Part #	Wedge Anchors	Price	Retail
52010	1/2"x3-3/4" Zinc		\$5.49
52060	1/2"x3-3/4" Stainless Steel		\$11.70

Prices Subject to Change





Also available with  
*Anti-Vortex Plate. Call for pricing.*

- 12"-33" have a removable, single top piece.
- 36"-96" grates, the top is hinged.
- 96" and larger are built in two pieces for easy installation. Bolt together design.

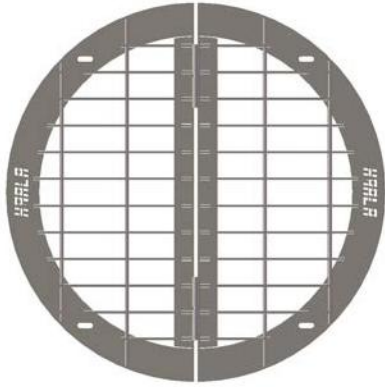
Part #	Pipe ID	Grate OD	Material Thickness	Side Max Opening	Grate Height	Opening Web	Suggested Anchors	Price	Retail
GG12	12"	16"	1/4"	4"x6"	9"	3.3"x3.3"-3/4"	4		\$557
GG15	15"	19"	1/4"	4"x6"	9"	3.3"x3.3"-3/4"	4		\$728
GG18	18"	23"	1/4"	4"x6"	9"	3.3"x3.3"-3/4"	4		\$893
GG21	21"	26"	1/4"	4"x6"	9"	3.3"x3.3"-3/4"	4		\$1,091
GG24	24"	28"	3/8"	6"x10"	20"	3.3"x3.3"-3/4"	4		\$1,369
GG27	27"	33"	3/8"	6"x10"	20"	3.3"x3.3"-3/4"	4		\$1,567
GG30	30"	35"	3/8"	6"x10"	20"	3.3"x3.3"-3/4"	4		\$1,842
GG33	33"	39"	3/8"	6"x10"	20"	3.3"x3.3"-3/4"	4		\$2,312
GG36	36"	40"	3/8"	6"x10"	20"	3.3"x3.3"-3/4"	4		\$2,775
GG42	42"	47"	3/8"	6"x10"	20"	3.3"x3.3"-3/4"	4		\$3,396
GG48	48"	53"	3/8"	6"x10"	24"	3.3"x3.3"-3/4"	4		\$4,007
GG54	54"	60"	3/8"	6"x10"	24"	3.3"x3.3"-3/4"	4		\$4,702
GG60	60"	69"	3/8"	6"x10"	24"	4"x4"-1"	8		\$5,564
GG66	66"	73"	1/2"	6"x10"	24"	4"x4"-1"	8		\$7,696
GG72	72"	82"	1/2"	6"x10"	24"	4"x4"-1"	8		\$8,575
GG78	78"	86"	1/2"	6"x10"	24"	4"x4"-1"	8		\$10,471
GG84	84"	95"	1/2"	6"x10"	24"	4"x4"-1"	8		\$11,582
GG96	96"	108"	1/2"	6"x10"	24"	4"x4"-1"	8		\$15,361
GG108	108"	122"	1/2"	6"x10"	24"	4"x4"-1"	8		\$19,113
GG120	120"	134"	1/2"	6"x10"	24"	4"x4"-1"	8		\$29,064

Part #	Wedge Anchors	Price	Retail
52010	1/2"x3-3/4" Zinc		\$5.49
52060	1/2"x3-3/4" Stainless Steel		\$11.70

Prices Subject to Change

## POND SKIMMER GRATES

FLAT IRON STYLE - DOMESTIC PRODUCT - GALVANIZED

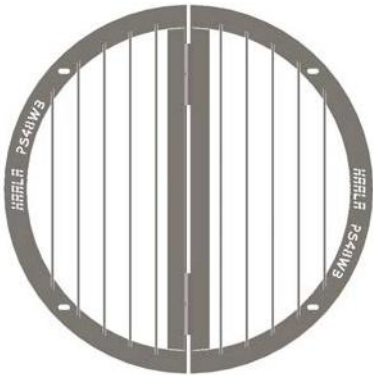


Part #	Pipe Size ID	Grate Size OD	Grate Height	Plate Size	Price	Retail
PS27SR	27"	33"	3-1/2"	3/8"		\$1,946
PS48SR	48"	57"	3-1/2"	3/8"		\$3,167
PS60SR	60"	69"	3-1/2"	3/8"		\$4,385
PS72SR	72"	81"	3-1/2"	3/8"		\$5,202
PS84SR	84"	93"	3-1/2"	3/8"		\$6,724
PS96SR	96"	107"	3-1/2"	3/8"		\$9,494
PS108SR	108"	120"	3-1/2"	3/8"		\$11,790

Pond skimmers are made from 3/8"x2" flats at 4"c/c and have a fabricated 3-1/2"x3/8" angle iron outer frame. Bearing bars run perpendicular to the hinge joint. All sizes have cross bars. Hinges are mounted so that grate can be disassembled in the field.

## POND SKIMMER GRATES

WOODBURY STYLE - DOMESTIC PRODUCT - GALVANIZED



Part #	Pipe Size ID	Grate Size OD	Grate Height	Plate Size	Cross Bar Yes/No	Price	Retail
PS48WB	48"	57"	2-1/2"	3/8"	No		\$2,690
PS60WB	60"	69"	2-1/2"	3/8"	No		\$3,988
PS72WB	72"	81"	2-1/2"	3/8"	No		\$4,959
PS84WB	84"	93"	2-1/2"	3/8"	Yes		\$6,667
PS96WB	96"	107"	2-1/2"	3/8"	Yes		\$9,047
PS120WB	120"	132"	2-1/2"	3/8"	Yes		\$14,355

Pond skimmers are made from 3/8"x2" flats at 4" C/C and have a fabricated 2-1/2"x3/8" angle iron outer frame. Bearing bars run parallel to the hinge joint. Grates 84" and larger have cross bars. Hinges are mounted so that grate can be disassembled in the field.

Prices Subject to Change



# POND SKIMMER GRATES

FOR ROUND MANHOLES - DOMESTIC PRODUCT - GALVANIZED

Hinges are not included with the 48" and smaller standard grates. Hinges can be added for \$30 per grate.

Part # Standard	Pipe ID	Grate OD	Plate Size	Opening -Web	Open Sq. Ft.	Equiva- lent	Suggested Anchors	Price	Retail
PS24-30S	24"	30"	3/8"	3.3"x3.3"-3/4"	1.63	165.81"	4		\$784
PS27-33S	27"	33"	3/8"	3.3"x3.3"-3/4"	2.17	151.08"	4		\$878
PS30-37S	30"	36"	3/8"	3.3"x3.3"-3/4"	2.61	204.90"	4		\$981
PS36-44S	36"	43"	3/8"	3.3"x3.3"-3/4"	4.10	235.72"	4		\$1,311
PS36-44S-2	36"	43"	3/8"	2"x2"-3/4"	3.30	228.34"	4		\$1,912
PS42-51S	42"	50"	3/8"	3.3"x3.3"-3/4"	5.06	265.42"	4		\$1,612
PS48-58S	48"	57"	3/8"	3.3"x3.3"-3/4"	7.01	300.84"	4		\$1,895
PS48-58SWH	48"	57"	3/8"	3.3"x3.3"-3/4"	7.01	300.84"	4		\$2,019
PS48-58SWOH	48"	57"	3/8"	3.3"x3.3"-3/4"	6.16	260.43"	4		\$2,218
PS48-58S-2	48"	57"	3/8"	2"x2"-3/4"	5.48	285.44"	4		\$2,693
PS54-65S	54"	62"	3/8"	3.3"x3.3"-3/4"	9.52	385.42"	4		\$2,219
PS60-72S	60"	68"	3/8"	4"x4"-1"	11.61	427.80"	8		\$2,630
Part # Heavy	Pipe ID	Grate OD	Plate Size	Opening -Web	Open Sq. Ft.	Equiva- lent	Suggested Anchors	Price	Retail
PS24-30H	24"	30"	1/2"	3.3"x3.3"-3/4"	1.63	165.81"	4		\$871
PS27-33H	27"	33"	1/2"	3.3"x3.3"-3/4"	2.17	151.08"	4		\$1,004
PS30-37H	30"	36"	1/2"	3.3"x3.3"-3/4"	2.76	204.90"	4		\$1,085
PS36-44H	36"	44"	1/2"	3.3"x3.3"-3/4"	4.10	242.24"	4		\$1,532
PS48-58H	48"	57"	1/2"	3.3"x3.3"-3/4"	7.61	341.12"	4		\$2,112
PS48-58H-2	48"	57"	1/2"	2"x2"-3/4"	5.74	298.20"	4		\$2,910
PS54-65H	54"	62"	1/2"	3.3"x3.3"-3/4"	9.52	385.42"	4		\$2,386
PS60-72H	60"	68"	1/2"	4"x4"-1"	11.61	427.80"	8		\$3,127
PS60-72H-2	60"	68"	1/2"	2"x2"-3/4"	9.06	387.36"	8		\$3,924
PS66-79H	66"	75"	1/2"	4"x4"-1"	14.20	473.06"	8		\$3,634
PS72-86H	72"	81"	1/2"	4"x4"-1"	17.01	571.18"	8		\$4,058
PS78-93H	78"	87"	1/2"	4"x4"-1"	19.92	600.66"	8		\$4,945
PS84-100H	84"	94"	1/2"	4"x4"-1"	23.36	653.60"	8		\$5,469
PS96-114H	96"	107"	1/2"	4"x4"-1"	30.45	685.82"	8		\$7,258
PS108-128H	108"	120"	1/2"	4"x4"-1"	35.38	838.86"	8		\$9,027
PS120-140H	120"	134"	1/2"	4"x4"-1"	41.57	949.04"	12		\$13,729



Also available with Anti-Vortex Plate. Call for pricing.



- Pond Skimmers will be made from plate unless specified rod style.
- Sizes 60" & larger have supports on the underside.
- Grates can be made to your specifications. Hinged and locked access doors can be added.

Part #	Wedge Anchors	Price	Retail
52010	1/2"x3-3/4" Zinc		\$5.49
52060	1/2"x3-3/4" Stainless		\$11.70

Prices Subject to Change

## MANHOLE GRATES

SIDE FLOW GRATES - DOMESTIC PRODUCT - GALVANIZED



Part #	Manhole OD	Grate Opening	Depth	Plate Size	Price	Retail
SF1036958	58"	10"x36"	9"	1/4"		\$1,636
SF1524958	58"	15"x24"	9"	1/4"		\$1,636
SF1036958NTF	58"	10"x36"	9"	1/4"		\$3,256
SF1849958	58"	18"x49"	9"	1/4"		\$2,687
SF1849972	72"	18"x49"	9"	1/4"		\$2,687
SF1849986	86"	18"x49"	9"	1/4"		\$2,687
SF6429114	114"	6"x42"	9"	1/4"		\$1,319
SF1524958	58"	15"x24"	9"	1/4"		\$1,416

## TRIANGLE GRATES

DOMESTIC PRODUCT - GALVANIZED



Part #	Manhole OD	Grate Opening	Depth	Opening - Web	Plate Size	Price	Retail
TR1616544	44"	16"x16"	5"	1"-1/2"	3/16"		\$1,019
TR1626558	58"	16"x26"	5"	1"-1/2"	3/16"		\$1,101
TR3030558	58"	30"x30"	5"	1"-1/2"	3/16"		\$2,364
TR1626572	72"	16"x26"	5"	1"-1/2"	3/16"		\$1,101
TR1638558	58"	16"x38"	5"	1"-1/2"	3/16"		\$1,606

## ANGLE GRATES


DOMESTIC PRODUCT - GALVANIZED



Part #	Manhole OD	Grate Opening	Depth	Opening - Web	Plate Size	Price	Retail
AG0808-58-1	58"	8"x8"	8"	1"-1/2"	3/16"		\$728
AG0808-58	58"	8"x8"	8"	2"-3/4"	3/16"		\$581
AG1212-44	44"	12"x12"	12"	2"-3/4"	3/16"		\$670
AG1212-51	51"	12"x12"	12"	2"-3/4"	3/16"		\$670
AG1212-58	58"	12"x12"	12"	2"-3/4"	3/16"		\$670
AG1515-58	58"	15"x15"	12"	2"-3/4"	3/16"		\$772
AG1515-86	86"	15"x15"	12"	2"-3/4"	3/16"		\$772
AG1818-58	58"	18"x18"	12"	2"-3/4"	3/16"		\$1,034
AG1818-72	72"	18"x18"	12"	2"-3/4"	3/16"		\$1,034
AG1818-86	86"	18"x18"	12"	2"-3/4"	3/16"		\$1,034
AG2424-58	58"	24"x24"	12"	2"-3/4"	3/16"		\$1,292
AG2424-72	72"	24"x24"	12"	2"-3/4"	3/16"		\$1,292
AG2424-86	86"	24"x24"	12"	2"-3/4"	3/16"		\$1,292
AG3030-72	72"	30"x30"	12"	2"-3/4"	1/4"		\$2,020
AG3030-86	86"	30"x30"	12"	2"-3/4"	1/4"		\$2,020
AG3612-86	86"	36"x12"	12"	2"-3/4"	3/16"		\$1,292

Prices Subject to Change

Part #	Box ID	Grate OD	Opening - Web	Open Sq. Ft.	Equivalent Perimeter	Price	Retail
MC30X30	2'x2'	30"x30"	4"x4"-1"	2.69	235.39"		\$682
MC30X30H	2'x2'	30"x30"	4"x4"-1"	2.69	235.39"		\$836
MC42X42	3'x3'	42"x42"	4"x4"-1"	5.15	342.79"		\$1,307
MC56X44	4'x3'	56"x44"	4"x4"-1"	7.36	428.49"		\$1,438
MC56X56	4'x4'	56"x56"	4"x4"-7/8"	10.4	505.95"		\$1,528
MC56X56-2	4'x4'	56"x56"	2"x2"-3/4"	8.36	485.92"		\$1,986
MC68X68	5'x5'	68"x68"	4"x4"-1.1"	15.00	618.63"		\$2,457
MC68X68-2	5'x5'	68"x68"	2"x2"-3/4"	12.72	599.76"		\$3,195
MC80X80	6'x6'	80"x80"	4"x4"-3/4"	22.62	873.72"		\$3,739



## POND SKIMMER GRATES

FOR BOX CULVERTS - DOMESTIC PRODUCT - GALVANIZED

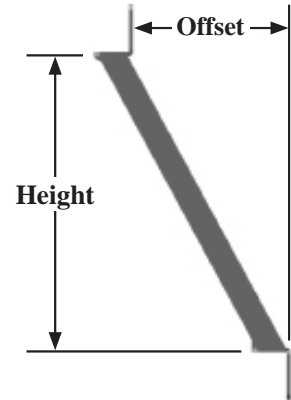
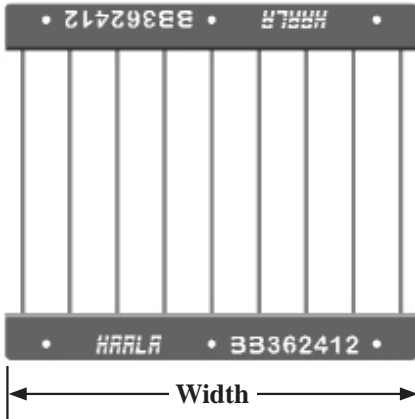


Part #	Box ID	Grate Size OD	Plate Size	Opening -Web	Open Sq. Ft.	Equivalent Perimeter	Suggested Anchors	Price	Retail
PS2X3S	2'x3'	32"x44"	3/8"	4"x4"-3/4"	4.1	311.87"	4		\$730
PS2X3SH	2'x3'	33.5"x44"	3/8"	3.3"x3.3"-3/4"	4.1	311.87"	4		\$873
PS2X6S	2'x6'	80"x32"	3/8"	3.3"x3.3"-3/4"	7.8	524.13"	6		\$1,416
PS2X6H	2'x6'	80"x32"	1/2"	4"x4"-1"	7.54	500.21"	6		\$1,884
PS3X3S	3'x3'	44"x44"	3/8"	3.3"x3.3"-3/4"	5.85	381.20"	4		\$1,054
PS4X4H	4'x4'	57"x57"	1/2"	3.3"x3.3"-3/4"	10.18	499.04"	6		\$2,585
PS4X4H-2	4'x4'	57"x57"	1/2"	2"x2"-3/4"	7.58	456.96"	6		\$3,354
PS4X5H	4'x5'	57"x68"	1/2"	4"x4"-1"	13.16	606.25"	6		\$3,066
PS4X6H	4'x6'	57"x80"	3/8"	4"x4"-1"	15.35	667.08"	6		\$3,492
PS5X5H	5'x5'	68"x68"	1/2"	4"x4"-1"	15.14	666.16"	6		\$3,639
PS6X6H	6'x6'	81"x81"	1/2"	4"x4"-1"	20.06	787.28"	6		\$4,414
PS7X7H	7'x7'	95"x95"	1/2"	4"x4"-1"	29.31	912.02"	6		\$6,007
PS8X4H	8'x4'	57"x105"	1/2"	4"x4"-1"	20.48	794.34"	6		\$8,491

Sizes 60" & larger have supports on the underside.

Grates can be made to your specifications. Hinged and locked access doors can be added.

Prices Subject to Change



- Grate is made from 3/8"x2" flats and has 3"x4"x3/8" formed angle iron mounting flanges on each end.

Part #	Width	Height	Offset	Plate Size	Bar Spacing	Price	Retail
BB362412-1.5	35"	23"	12"	3/8"	1.5"		\$1,682
BB362412	35"	23"	12"	3/8"	4"		\$993
BB362417	35"	23"	17"	3/8"	4"		\$1,025
BB362424	35"	23"	24"	3/8"	4"		\$1,057
BB3624285	35"	23"	28.5"	3/8"	4"		\$1,089
BB363615	35"	35"	15"	3/8"	4"		\$1,442
BB423015	41"	29"	15"	3/8"	4"		\$1,442
BB483612	47"	35"	12"	3/8"	4"		\$1,842
BB483612-4.5	47"	35"	12"	3/8"	4.5"		\$1,842
BB484824	47"	47"	24"	3/8"	4"		\$2,226
BB484824-4.5	47"	47"	24"	3/8"	4.5"		\$2,226
BB604827	59"	47"	27"	3/8"	4"		\$2,819
BB606636	59"	65"	36"	3/8"	4"		\$3,844

Prices Subject to Change

# Box CULVERT GRATES

RAISED TOP MOUNT - DOMESTIC PRODUCT - GALVANIZED

- Standard size hatch (about 30"x30") can be added for \$150.
- Can be made to your specifications.



Part #	Box ID	Grate OD	Plate	Bar Dia.	Bar C/C	Opening -Web	Grate Height	# Pcs.	Price	Retail
BCTM2X3	2'x3'	31"x43"	3/8"	3/4"	6"	5"x5"-1"	12"	1		\$1,394
BCTM2X3AH	2'x3'	31"x43"	3/8"	3/4"	6"	5"x5"-1"	12"	1		\$1,730
BCTM3X3	3'x3'	45"x45"	3/8"	3/4"	6"	5"x5"-1"	12"	1		\$1,887
BCTM4X4	4'x4'	5'x5'	3/8"	3/4"	6"	5"x5"-1"	12"	1		\$2,803
BCTM4X4	4'x4'	5'x5'	3/8"	3/4"	6"	5"x5"-1"	12"	1		\$3,141
BCTM4.5X3.5	4.5'x3.5'	63"x51"	3/8"	3/4"	6"	5"x5"-1"	12"	1		\$2,804
BCTM5X4	5'x4'	69"x57"	3/8"	3/4"	6"	5"x5"-1"	12"	1		\$3,240
BCTM5X4AH	5'x4'	69"x57"	3/8"	3/4"	6"	5"x5"-1"	12"	1		\$3,578
BCTM5X5	5'x5'	6'x6'	3/8"	3/4"	6"	5"x5"-1"	12"	1		\$3,678
BCTM5X5AH	5'x5'	69"x69"	3/8"	3/4"	6"	5"x5"-1"	12"	1		\$4,016
BCTM6X3	6'x3'	7'x4'	3/8"	3/4"	6"	5"x5"-1"	12"	1		\$2,611
BCTM6X4	6'x4'	7'x5'	3/8"	3/4"	6"	5"x5"-1"	12"	1		\$3,482
BCTM6X5	6'x5'	7'x6'	3/8"	3/4"	6"	5"x5"-1"	12"	1		\$4,350
BCTM6X6	6'x6'	7'x7'	3/8"	3/4"	6"	5"x5"-1"	12"	2		\$5,606
BCTM6X6AH	6'x6'	7'x7'	3/8"	3/4"	6"	5"x5"-1"	12"	1		\$5,945
BCTM7X2	7'x2'	8'x3'	3/8"	3/4"	6"	5"x5"-1"	12"	1		\$2,162
BCTM7X3	7'x3'	8'x4'	3/8"	3/4"	6"	5"x5"-1"	12"	1		\$2,867
BCTM7X4	7'x4'	8'x5'	3/8"	3/4"	6"	5"x5"-1"	12"	1		\$3,815
BCTM7X5	7'x5'	8'x6'	3/8"	3/4"	6"	5"x5"-1"	12"	1		\$4,770
BCTM7X6	7'x6'	8'x7'	3/8"	3/4"	6"	5"x5"-1"	12"	2		\$5,545
BCTM7X6AH	7'x6'	92"x81.5"	3/8"	3/4"	6"	5"x5"-1"	12"	1		\$5,884
BCTM7X7	7'x7'	8'x8'	3/8"	3/4"	6"	5"x5"-1"	12"	2		\$6,154
BCTM8X4	8'x4'	9'x5'	3/8"	3/4"	6"	5"x5"-1"	12"	1		\$4,219
BCTM8X5	8'x5'	9'x6'	3/8"	3/4"	6"	5"x5"-1"	12"	1		\$5,276
BCTM8X6	8'x6'	9'x7'	3/8"	3/4"	6"	5"x5"-1"	12"	2		\$6,330
BCTM8X7	8'x7'	9'x8'	3/8"	3/4"	6"	5"x5"-1"	12"	2		\$7,387
BCTM8X8	8'x8'	9'x9'	3/8"	3/4"	6"	5"x5"-1"	12"	2		\$8,159
BCTM10X10	10'x10'	11'x11'	3/8"	3/4"	6"	5"x5"-1"	12"	2		\$12,747
BCTM10X4	10'x4'	11'x5'	3/8"	3/4"	6"	5"x5"-1"	12"	1		\$5,103
BCTM10X5	10'x5'	11'x6'	3/8"	3/4"	6"	5"x5"-1"	12"	2		\$6,378
BCTM10X6	10'x6'	11'x7'	3/8"	3/4"	6"	5"x5"-1"	12"	2		\$7,653
BCTM10X6AH	10'x6'	11'x7'	3/8"	3/4"	6"	5"x5"-1"	12"	2		\$7,990
BCTM10X7	10'x7'	11'x8'	3/8"	3/4"	6"	5"x5"-1"	12"	2		\$8,925
BCTM10X8	10'x8'	11'x9'	3/8"	3/4"	6"	5"x5"-1"	12"	2		\$10,207
BCTM10X9	10'x9'	11'x10'	3/8"	3/4"	6"	5"x5"-1"	12"	2		\$11,472
BCTM12X4	12'x4'	13'x5'	3/8"	3/4"	6"	5"x5"-1"	12"	3		\$6,122
BCTM12X5	12'x5'	13'x6'	3/8"	3/4"	6"	5"x5"-1"	12"	3		\$7,647
BCTM12X6	12'x6'	13'x7'	3/8"	3/4"	6"	5"x5"-1"	12"	3		\$9,185

Prices Subject to Change




## BOX CULVERT GRATES

RAISED TOP MOUNT - DOMESTIC PRODUCT - GALVANIZED

Part #	Box ID	Grate OD	Plate	Bar Dia.	Bar C/C	Opening -Web	Grate Height	# Pcs.	Price	Retail
BCTM12X7	12'x7'	13'x8'	3/8"	3/4"	6"	5"x5"-1"	12"	3		\$10,706
BCTM12X8	12'x8'	13'x9'	3/8"	3/4"	6"	5"x5"-1"	12"	3		\$12,238
BCTM12X9	12'x9'	13'x10'	3/8"	3/4"	6"	5"x5"-1"	12"	3		\$13,762
BCTM12X10	12'x10'	13'x11'	3/8"	3/4"	6"	5"x5"-1"	12"	3		\$15,297
BCTM12X11	12'x11'	13'x12'	3/8"	3/4"	6"	5"x5"-1"	12"	3		\$16,828
BCTM12X12	12'x12'	13'x13'	3/8"	3/4"	6"	5"x5" 1"	12"	3		\$18,356

## BOX CULVERT GRATES SIDE GRATES - DOMESTIC PRODUCT - GALVANIZED



Part #	Grate OD	Grate Opening	Plate	Bar Dia.	Bar C/C	Opening -Web	Grate Height	Price	Retail
MC42X72	42"x72"	36"x66"	3/8"	5/8"	4-3/4"	4"x4"-3/4"	18"		\$2,480
MC54X36	54"x36"	48"x30"	3/8"	5/8"	4-3/4"	4"x4"-3/4"	18"		\$1,791
MC54X42	54"x42"	48"x36"	3/8"	5/8"	4-3/4"	4"x4"-3/4"	18"		\$1,913
MC54X54	54"x54"	48"x48"	3/8"	5/8"	4-3/4"	4"x4"-3/4"	18"		\$2,451
MC54X60	54"x60"	48"x54"	3/8"	5/8"	4-3/4"	4"x4"-3/4"	18"		\$2,745
MC54X72	54"x72"	48"x66"	3/8"	5/8"	4-3/4"	4"x4"-3/4"	18"		\$3,043

## BOX CULVERT GRATES INLET GRATE - DOMESTIC PRODUCT - GALVANIZED



Part #	Grate Opening	OD x HT	Plate Size	Price	Retail
IG121206	12"x12"	17"x17"x6"	1/4"		\$255
IG121806	12"x18"	17"x23"x6"	1/4"		\$458
IG122410	12"x24"	17"x29"x10"	1/4"		\$540
IG123010	12"x30"	17"x35"x10"	1/4"		\$623
IG123610	12"x36"	17"x41"x10"	1/4"		\$734
IG124810	12"x48"	17"x53"x10"	1/4"		\$981
IG126010	12"x60"	17"x65"x10"	1/4"		\$1,054
IG151506	15"x15"	20"x20"x6"	1/4"		\$547
IG151510	15"x15"	20"x20"x10"	1/4"		\$555
IG181804-6	18"x18"	23"x23"x4"	1/4"		\$543
IG181810	18"x18"	23"x23"x10"	1/4"		\$605
IG183012	18"x30"	23"x36"x12"	1/4"		\$913
IG183612	18"x36"	24"x42"x12"	1/4"		\$1,081
IG242406	24"x24"	30"x30"x6"	1/4"		\$934
IG242412	24"x24"	30"x30"x12"	1/4"		\$963
IG303006	30"x30"	36"x36"x6"	1/4"		\$1,060
IG303012	30"x30"	36"x36"x12"	1/4"		\$1,101
IG363606	36"x36"	42"x42"x6"	1/4"		\$1,201
IG363612	36"x36"	42"x42"x12"	1/4"		\$947

Prices Subject to Change



# BOX CULVERT GRATES

ANGLE GRATES - DOMESTIC PRODUCT - GALVANIZED

Part #	Grate Opening	W x H x D	Opening - Web	Plate Size	Price	Retail
AG0606	6"x6"	10"x8"x6"	2"-1/2"	3/16"		\$473
AG1212	12"x12"	19"x15"x12"	2"-3/4"	3/16"		\$543
AG1212-1	12"x12"	19"x15"x12"	1"-1/2"	3/16"		\$717
AG1230	12"x30"	19"x33"x12"	2"-3/4"	3/16"		\$896
AG1248	12"x48"	19"x51"x12"	2"-3/4"	3/16"		\$1,298
AG1515	15"x15"	21"x18"x12"	2"-3/4"	3/16"		\$649
AG1818	18"x18"	25"x21"x12"	2"-3/4"	3/16"		\$813
AG2412	24"x12"	30"x15"x12"	2"-3/4"	3/16"		\$728
AG2412-1	24"x12"	30"x15"x12"	1"-1/2"	3/16"		\$966
AG2424	24"x24"	30"x27"x12"	2"-3/4"	3/16"		\$1,230
AG3030	30"x30"	37"x34"x12"	2"-3/4"	3/16"		\$1,868
AG3036	30"x36"	37"x39"x12"	2"-3/4"	3/16"		\$1,947
AG3618	36"x18"	42-1/2"x24"x12"	2"-3/4"	3/16"		\$1,319
AG3624	36"x24"	42-1/2"x27"x12"	2"-3/4"	3/16"		\$1,477
AG3636	36"x36"	42-1/2"x39"x12"	2"-3/4"	3/16"		\$1,777
AG4818	48"x18"	54-1/2"x21"x12"	2"-3/4"	3/16"		\$1,477
AG4824	48"x24"	54-1/2"x27"x12"	2"-3/4"	3/16"		\$1,686
AG4836	48"x36"	54-1/2"x39"x12"	2"-3/4"	1/4"		\$2,267



## BOX CULVERT GRATES ANGLE GRATE FLAT WALL - DOMESTIC PRODUCT - GALVANIZED

Part #	Grate Opening	Depth	Opening - Web	Plate Size	Price	Retail
TR10135	10"x13"	5"	1"-1/2"	3/16"		\$576
TR10265	10"x26"	5"	1"-1/2"	3/16"		\$637
TR24265	24"x26"	5"	1"-1/2"	3/16"		\$1,216
TR24365	24"x36"	5"	1"-1/2"	3/16"		\$1,492



## BOX CULVERT GRATES RAISED PLATE GRATE - DOMESTIC PRODUCT - GALVANIZED


Part #	Grate Opening	OD x HT	Plate Size	Price	Retail
RPG88	8"x8"	8"x12"x4"	3/16"		\$188
RPG1212	12"x12"	12"x16"x4"	1/4"		\$206
RPG1818	18"x18"	18"x22"x4"	1/4"		\$229



Prices Subject to Change

Part #	Description	Price
UP19	Plate 10"x14"x3/8" Flat Galv	
UP23	Plate 10"x14"x3/8"x40° Galv	
UP22	Plate 10"x14"x3/8"x45° Galv	
UP05	Plate 10"x14"x1" Flat Galv	
UP15	Plate 10"x14"x1"x15° Galv	
UP16	Plate 10"x14"x1"x30° Galv	
UP06	Plate 10"x14"x1"x35° Galv	
UP07	Plate 10"x14"x1"x45° Galv	
UP08	Plate 10"x14"x1"x55° Galv	
UP09	Plate 10"x14"x1"x60° Galv	
UP10	Plate 10"x14"x1"x65° Galv	
UP04	Plate 10"x14"x1"x90° Galv	
UP11	Plate 10"x17-1/4"x1"x30° Galv	
UP20	Plate 10"x17"x1"x45° Galv	
UP28	Plate 10"x18"x1"x60° Galv	
UP12	Plate 10"x19"x1"x45° Galv	
UP13	Plate 10"x21"x1"x45° Galv	
UP02	Plate 4"x28"x5/8" Galv	
UP21	Plate 6"x30"x1" Galv	
UP17	Washer 4"x4"x1/4" Galv - 1-1/8"	
UP18	Washer 4"x4"x3/8" Galv - 1-1/8"	
UP01	Washer 4"x4"x1/2" Galv - 1-1/8"	
UP14	Washer 4"x4"x1/2" Galv - 1-3/8"	

Fasteners		
Part #	Description	Price
92020	Bolt 1"x2" Galv. Imp.	
92021	Bolt 1"x2-1/4" Galv. Imp.	
92022	Bolt 1"x2-1/2" Galv. Imp.	
92024	Bolt 1"x3" Galv. Imp.	
10642-06485	Hex Nut 1" Galv. Dom.	
UP03	Stud Bolt 1"x6" 8 TPI Galv. Dom.	
060118	Washer 1" USS Galv. Dom.	
52010	Wedge Anchor 1/2"x3-3/4" Zinc Imp.	
52060	Wedge Anchor 1/2"x3-3/4" Stainless Dom.	
52065	Wedge Anchor 5/8"x5" Stainless Dom.	
52070	Wedge Anchor 3/4"x5-1/2" Stainless Dom.	
100-0900	Wedge Anchor 1"x9" Galv. Dom.	



\*\*\*Products can be made to your specifications.\*\*\*

Prices Subject to Change

## Screens & Grates Typically Designed for Ducks Unlimited (DU) or Department of Natural Resources (DNR) Projects

### Walkways with Fish Fingers


- Includes: Railing, beams, walkway grating

### Swinging Fish Finger

- Available in custom widths
- Typical material is mild steel, Hot Dip Galv
- Also available in stainless steel

### End Sections

- Typical Material is stainless steel
- Designed for RCP or CMP
- Includes winch for lifting the screen



Prices Subject to Change



**A**

**B**

**C**

**1**




**2**



**3**



**4**






**D**


**E**

**F**

**1**



**2**



**3**



**4**



*This page intentionally left blank.*



*This page intentionally left blank.*



Intelligent  
Infrastructure  
Solutions

Afinitas is a global, comprehensive and customer-oriented infrastructure equipment and services platform that brings together the expertise of HawkeyePedershaab, BFS, New Hampton Metal Fabrication, Spillman, and CAM Products.

---

Haala Industries: 22076 State Hwy 4 | Sleepy Eye, MN 56085 | +1 507-794-5821 | [haala.info@afinitas.com](mailto:haala.info@afinitas.com)



*Visit our website at [www.haala.com](http://www.haala.com) to  
setup an account and place your order today!*

