

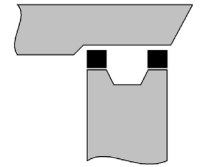
Caseal Butyl 202

The information in this leaflet is for guidance only. Each manufacturer of manholes offers their own design of manhole and joint profile, therefore if in doubt we recommend seeking advice from your chosen precast manhole ring supplier.

(Fig. 1) Cover Slab to Manhole Ring

DN 900 to DN 1050 use 2 strips of 18 x 18
 DN 1200 to DN1350 use 2 strips of 22 x 22
 DN 1500 to DN 1800 use 2 strips of 22 x 44
 DN 2100 to DN 3000 use 2 strips of 32 x 38

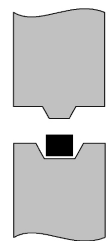
Fig.1



(Fig. 2) Manhole Ring to Manhole Ring

DN 900 to DN 1050 use 1 strip of 22 x 22 as shown
 DN 1200 to DN 1500 use 1 strip of 22 x 44 as shown
 DN 1800 to DN 2400 use 1 strip of 32 x 38 as shown
 DN 2700 to DN 3000 use 1 strip of 25 x 60 as shown

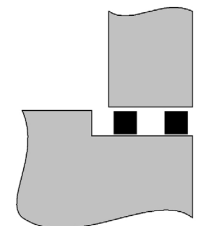
Fig.2



(Fig. 3) Manhole Ring to Reducing or Landing Slab

DN 900 to DN 1050 use 2 strips of 18 x 18
 DN 1200 to DN1350 use 2 strips of 22 x 22
 DN 1500 to DN 1800 use 2 strips of 22 x 44
 DN 2100 to DN 3000 use 2 strips of 32 x 38

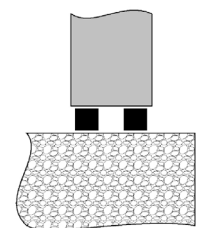
Fig.3



(Fig. 4) Manhole Ring to Base Slab

DN 900 to DN 1050 use 2 strips of 18 x 18
 DN 1200 to DN1350 use 2 strips of 22 x 22
 DN 1500 to DN 1800 use 2 strips of 22 x 44
 DN 2100 to DN 3000 use 2 strips of 32 x 38

Fig.4



(Fig. 5) Box Culvert Joint

Use 1 strip of 32 x 38 inside of socket using primer to prepare surface.

For small units and if the design joint gap is less than 10 mm 22 x 44 can be used.

Fig.5

