

Description:

Steps are designed to provide safe access to underground manholes and man entry chambers. They are manufactured from virgin polypropylene copolymer plastic and reinforced with structural carbon steel. This provides high strength with excellent corrosion resistance. The steps are manufactured in high visibility colours with a slip resistant design.

There are several variants of the step offering a range of product styles as well as differing production methods used by customers. The advantages of steps which can be fitted to uncured concrete are;

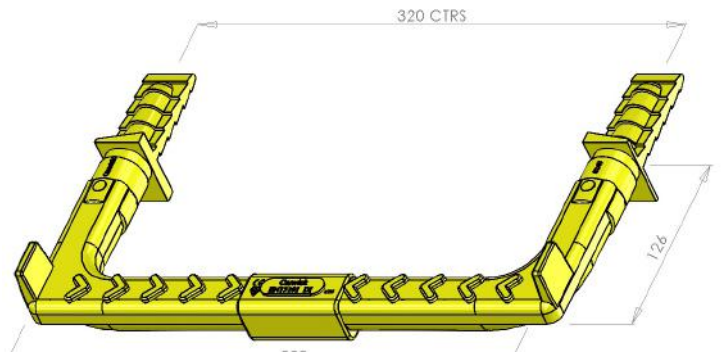
- › Reduced operator strain as drilling is not required
- › Reduces complexity and cost of mould and production equipment



Steps are manually fixed into the dry cast concrete, that is, fixed into the concrete by the operator after it has been removed from the mould but before it hardens. This reduces the initial cost of the manhole machine but still negates the requirement to drill. Typically the mould will form a hole in the concrete which the step can be pushed into before the concrete has hardened. If the mould equipment is not able to form a hole, steps are available which can be pushed into a plain wall. The weight and design of the step as well as the design of the concrete mix is critical to ensure that the step is properly secured in the unit without sagging. This method also requires access to the inside of the manhole ring whilst the concrete is still unhardened.

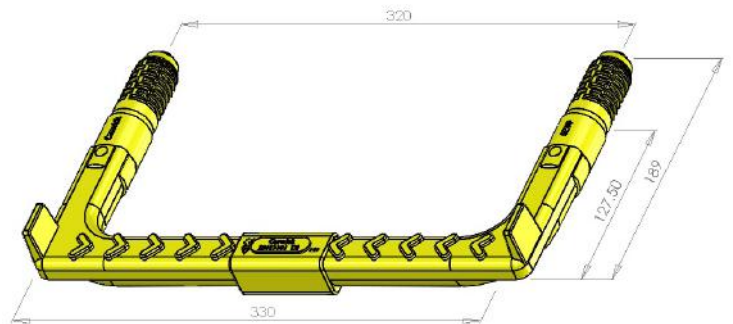
## SS246

- › Harpoon end for pushing blind into uncured concrete
- › Step with 320mm centres
- › 120mm projection
- › Boot stop
- › High grip tread
- › Compatible with caswick handhold
- › Kitemarked and CE marked to EN13101



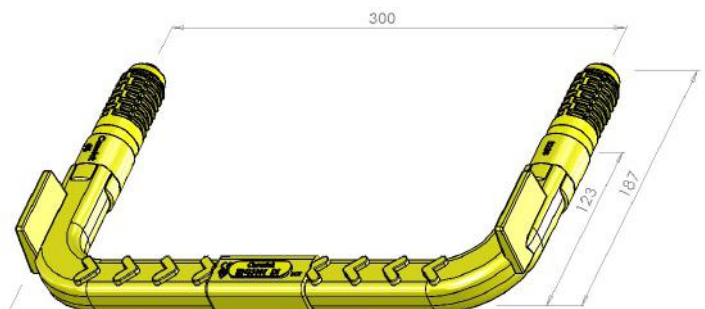
## SS253

- › Step end designed for pushing into pre-formed hole in uncured concrete
- › Step with 320mm centres
- › 120mm projection
- › Boot stop
- › High grip tread
- › Compatible with caswick handhold
- › Kitemarked and CE marked to EN13101



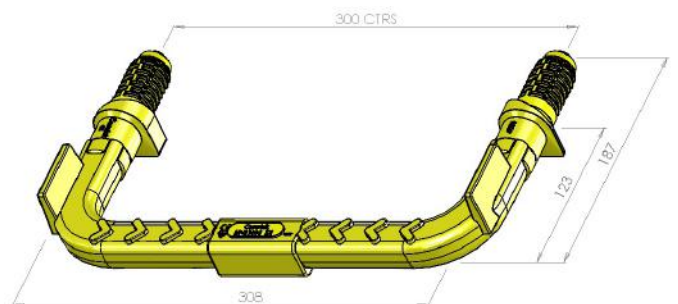
## S3001Y

- › Step end designed for pushing into pre-formed hole in uncured concrete
- › Step with 300mm centres
- › 120mm projection
- › Boot stop
- › High grip tread
- › Compatible with caswick handhold
- › Kitemarked and CE marked to EN13101



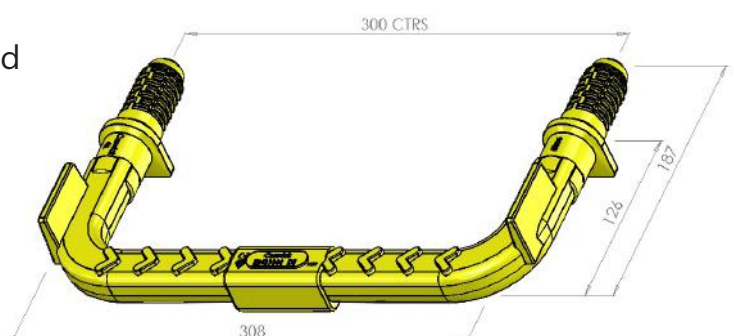
## S3002Y

- › Step end designed for pushing into preformed hole in uncured concrete
- › Step with 300mm centres
- › 120mm projection
- › Flange to mask insertion points on curved walls
- › Boot stop
- › High grip tread
- › Compatible with caswick handhold
- › Kitemarked and CE marked to EN13101



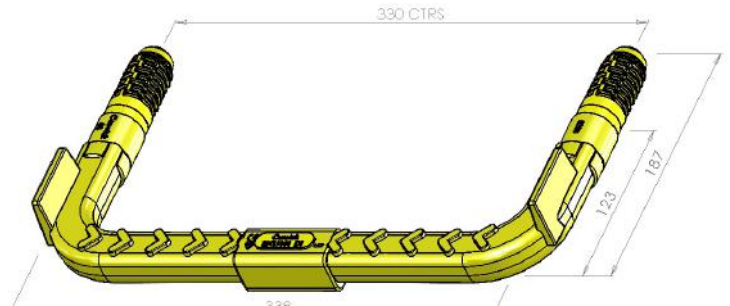
## S3003Y

- › Step end designed for pushing into preformed hole in uncured concrete
- › Step with 300mm centres
- › 120mm projection
- › Flange to mask insertion points on flat walls
- › Boot stop
- › High grip tread
- › Compatible with caswick handhold
- › Kitemarked and CE marked to EN13101



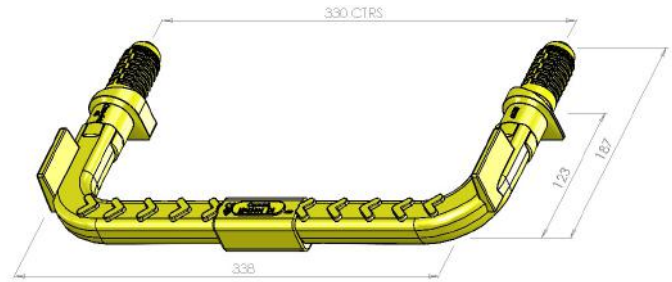
## S3301Y

- › Step end designed for pushing into pre-formed hole in uncured concrete
- › Step with 330mm centres
- › 120mm projection
- › Boot stop
- › High grip tread
- › Compatible with caswick handhold
- › Kitemarked and CE marked to EN13101



## S3302Y

- › Step end designed for pushing into preformed hole in uncured concrete
- › Step with 330mm centres
- › 120mm projection
- › Flange to mask insertion points on curved walls
- › Boot stop
- › High grip tread
- › Compatible with caswick handhold
- › Kitemarked and CE marked to EN13101



## S3303Y

- › Step end designed for pushing into preformed hole in uncured concrete
- › Step with 330mm centres
- › 120mm projection
- › Flange to mask insertion points on flat walls
- › Boot stop
- › High grip tread
- › Compatible with caswick handhold
- › Kitemarked and CE marked to EN13101

